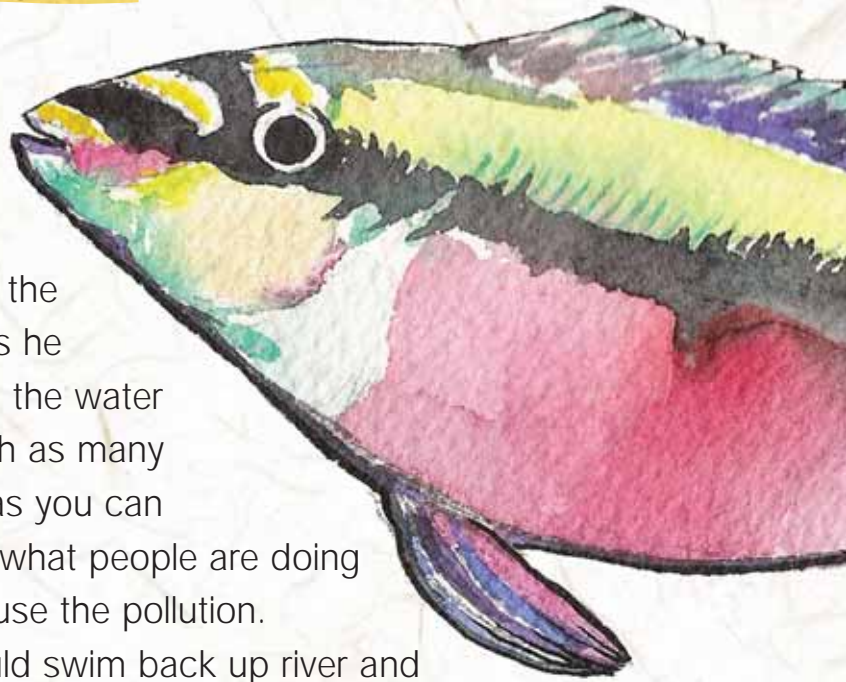


ACTIVITIES

FISH LIFE

Make up and write down or act out the story of a fish born at the top of a clean river. As he swims down the river, the water becomes polluted with as many different substances as you can imagine. Think about what people are doing beside the river to cause the pollution. Perhaps your fish could swim back up river and tell people what they could do differently to help keep the river clean!


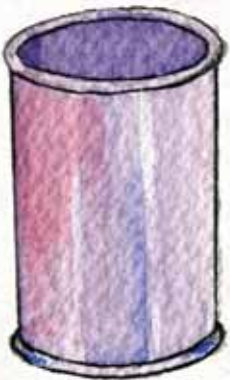


How much does it rain where you live?

Make a rain gauge and record the amount of rain every day

You need:

- A tin with straight vertical sides
- A wooden ruler
- A saw




Cut the ruler with the saw so that the '0' mark on the ruler is exactly at the end

Place the tin in an open space away from trees and buildings, but somewhere safe where it will not be disturbed by animals

Check the rain gauge every day at the same time of day by placing the ruler vertically in the water in the can and measuring the water level against the ruler. Once the measurement has been taken, empty the water away and place the tin upright again in the same place.

Keep records of the rainfall each day. Record 0 for days with no rainfall. To relate this measurement to rainfall on the land, every 1mm of rainfall in your rain gauge is equivalent to 1 litre of rain falling on 1 square metre of land.

*Based on an activity from the VSO Agricultural
Science Teacher's Handbook by Peter Taylor*



RAINWATER HARVESTING INVESTIGATION

Is rainwater harvesting is happening in your area.

What types of tanks and gutter systems do people use? If nobody is harvesting the rain, why not?

- Find out about rainfall where you live. Local agricultural organizations might be able to help, or you could use the results from your rain-gauge. Make a graph to show rainfall (in mm) in different months.
- Use a measuring bottle to measure the amount of water you use at home or at school for a few days. Find out if your school knows how much water it uses per day. If not, find out if you can measure it!
- Measure the roof of your home or school and calculate how much rainwater you could collect in each month. Would this be enough water for use everyday?

Rainfall (mm per month) x Area of roof (m²) x 0.5* = Litres per month

*Up to half the water will be lost before it reaches the tank because of evaporation.

i More information on roofwater harvesting can be found on Action Sheet 13.

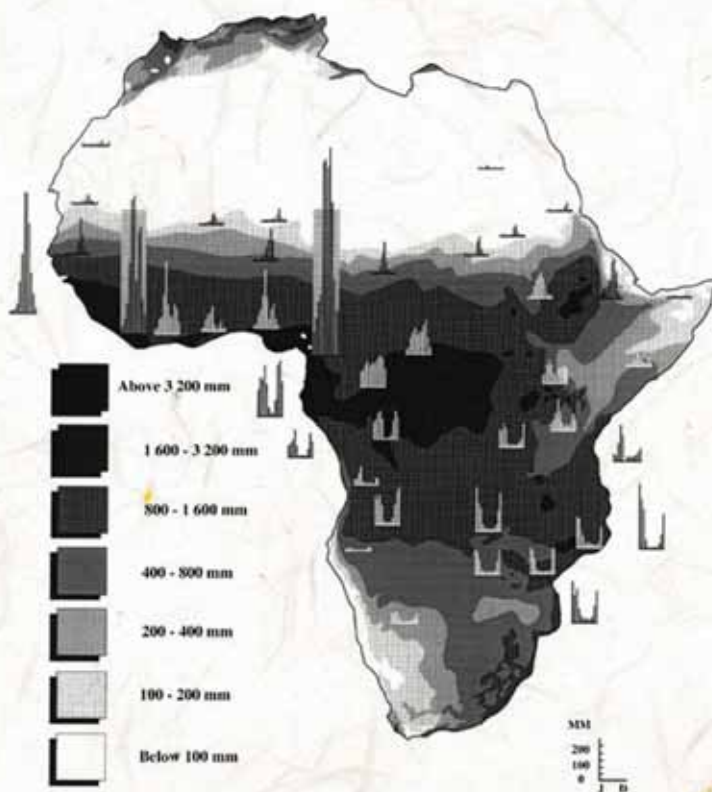
RUGUSU ROLEPLAY

This is a group activity about improvements to the water supply at Rugusu Springs (see page 56 and Water film). Split your group into three smaller groups as follows:

- 1) *Members of the water committee at Rugusu Springs*
- 2) *People from Rugusu village*
- 3) *People from another village down the river*

Before the channels are built, a meeting is called to discuss the project. People from the other village have heard about the plans to build channels, and they are concerned about the effects on their water supply. People from the village want to hear about new rules for keeping the river clean. How will the water committee convince everyone about the benefits of making changes at the spring? Each group should prepare questions and answers before the roleplay meeting is held.

RAINFALL IN AFRICA



Mean Annual Rainfall and Monthly Distribution

Source: Institute of Security Studies, Africa; www.issafrica.org

<http://www.iss.co.za/Pubs/Monographs/No6/MeanAnnualRain.html>

