

Natural Alkamides: Pharmacology, Chemistry and Distribution

María Yolanda Rios

Centro de Investigaciones Químicas, Universidad Autónoma del Estado de Morelos,
Col. Chamilpa, Cuernavaca, Morelos,
México

1. Introduction

Alkamides are a broad and expanding group of bioactive natural compounds found in at least 33 plant families. Despite the relatively simple molecular architecture of alkamides (fig. 1), these natural products show broad structural variability and an important range of biological activities, such as immunomodulatory, antimicrobial, antiviral, larvicidal, insecticidal, diuretic, pungent, analgesic, cannabimimetic and antioxidant activities. Additionally, alkamides are involved in the potentiation of antibiotics and the inhibition of prostaglandin biosynthesis, RNA synthesis and the arachidonic acid metabolism, among others.

Many plant species containing alkamides have been used in traditional medicine by different civilizations around the world. Many of the plants containing these natural products have been used in the treatment of toothaches and sore throats (Rios-Chavez et al., 2003). These compounds are present in different organs of the plant, such as roots (*Heliopsis longipes*, *Echinaceae purpurea*, *Achillea wilhelmsii*, *Acmella oppositifolia*, *Asiasarum heterotropoide*, *Cissampelos glaberrima*, etc.), leaves and stems (*Aristolochia gehrtii*, *Phyllanthus fraternus*, *Amaranthus hypochondriacus*, *Achyranthes ferruginea*, etc.), the pericarpium (*Zanthoxylum piperitum* and *Piper spp.*), the placenta of *Capsicum spp.*, the fruits of *Piper longum*, the flowers of *Spilanthes acmella*, the seeds of the *Piper* species and tubers of *Lepidium meyenii*. It is believed that alkamides act as plant growth regulators, promoting or inhibiting the growth and formation of roots in a dose-dependent manner and showing a positive effect in plant biomass production (Campos-Cuevas, et al., 2008).

Structurally, natural alkamides commonly have an aliphatic, cyclic or aromatic amine residue, and a C8 to C18 saturated or unsaturated chain (including double or triple bonds, or both) acid, which can also be aromatic. The nature of the acid (carbon chain lengths, unsaturation level, stereochemistry, etc.) and the amine residues are characteristic of each family and genus of plants such that these characteristics serve as chemotaxonomic criteria (fig. 1). Because the nitrogen atom of alkamides is not part of a heterocyclic ring, these compounds are classified as protoalkaloids or pseudoalkaloids.

Alkamides represent a class of lipidic compounds structurally related to animal endocannabinoids. Notably, based on the structural similarity of these compounds to

anandamide (*N*-arachidonylethanolamine), an endogenous cannabinoid cerebral neurotransmitter, alkamides are highly active in the central nervous system (CNS, fig. 2).

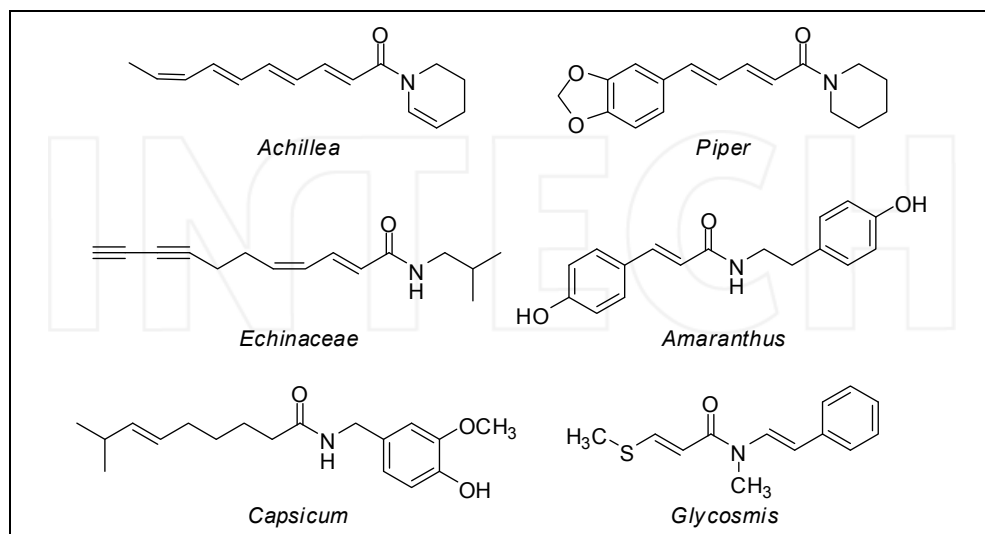


Fig. 1. Characteristic alkamides from different plant genera.

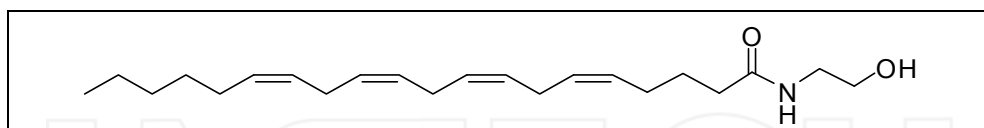


Fig. 2. Anandamide (*N*-arachidonylethanolamine) structure.

In general, when alkamide-producing plants are chewed, a pungent taste is released causing itching and salivation. Chloroform is the best solvent for the extraction of alkamides, though both methanol and ethanol have also been used. Pure alkamides are sensitive to oxidation and polymerization of double and triple bonds occur during the drying, handling and storage of these compounds. Notably, alkamides are promising chemical and pharmacological entities that are useful therapeutics for the treatment of several important illnesses. This chapter describes the distribution of alkamides, the chemical aspects used to distinguish these important natural products and the pharmacological properties of the plants from which these compounds are isolated.

2. Aliphatic alkamides

Plants belonging to the Asteraceae, Convolvulaceae, Euphorbiaceae, Menispermaceae and Rutaceae families specialize in the biosynthesis of alkamides with both amine and acid aliphatic residues. Chemical analysis of these species revealed that aliphatic alkamides are the major and most characteristic components of several Asteraceae plants based on the number of isolated compounds from each plant and the yield obtained for each alkamide. In contrast, Convolvulaceae, Euphorbiaceae, Menispermaceae and Rutaceae families produce alkamides along with other types of natural products, resulting in alkamides being the minor components.

2.1 Alkamides from the Asteraceae family

The Asteraceae family is characterized by the accumulation of aliphatic alkamides. *Aaronsohnia*, *Achilea*, *Acmella*, *Anacyclus*, *Artemisia*, *Echinacea*, *Heliopsis*, *Spilanthes*, *Salmea*, *Sanvitalia* and *Wedelia* are genera that belong to this alkamide-producing family. These genera share the biogenetic capacity to combine C8 to C18 (with exception of C17) olefinic and acetylenic acid residues with the more widespread *N*-isobutyl, *N*-2-methylbutyl, *N*-phenethyl and cyclic amines [piperidinyl (piperide), 2,3-dehydro-piperidinyl (piperideide), pyrrolidinyl and pyrrolidyl]. However, other minor amides including *N*-4-methylbutyl, *N*-tyramidyl and *O*-methyl-tyramidyl residues have also been found (fig. 3).

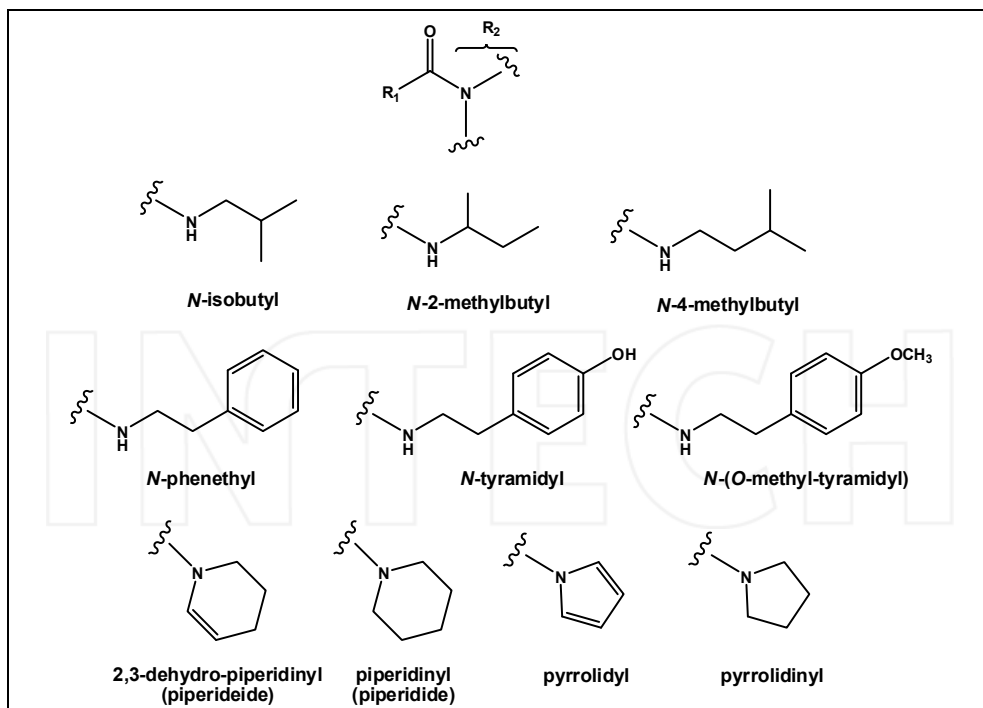


Fig. 3. Amine residues (R₂) of aliphatic alkamides from the Asteraceae family.

Currently, the most commonly found alkamides in the Asteraceae family include a C10, C11 and C12 long chain residue acids, which represent approximately 72% of aliphatic alkamides isolated from this family. The second most important group of these natural products includes C14 and C18 long chain residue acids, constituting approximately 13% of Asteraceae alkamides. Most phytochemical and pharmacological studies have been conducted with *Achillea*, *Acmella*, *Spilanthes*, *Echinaceae* and *Heliopsis* genera, which will be discussed in subsequent sections.

2.1.1 *Achillea* genus

The occurrence of alkamides with cyclic amide moieties is confined to the Anthemideae tribe, being *Achillea* species especially rich in both pyrrolidides and piperidides and their corresponding dehydroderivatives. Apart from the more widespread isobutylamides, this genus is characterized by the frequent occurrence of saturated and unsaturated 5- and 6-ring amides (Greger et al., 1987a, 1987b). The accumulation of amides with characteristic olefinic and acetylenic patterns is characteristic of this genus. These amides are mainly accumulated in the subterranean parts of these plants (table 1).

2.1.2 *Acmella* genus

A name frequently used in folk medicine for species containing alkamides is “the tooth herb”. These plants exhibit analgesic properties and are frequently used as odontologic agents. For example, *Acmella decumbens* roots have a pungent taste and when chewed a numbing sensation is felt on the tongue. *Acmella radicans* is another species also used for the treatment of toothache (Rios-Chavez et al., 2003).

Alkamides from the *Acmella* genus consist of an *N*-isobutyl, *N*-2-methylbutyl or *N*-phenethyl amine and C8 to C12 acid residues. Of the seven *Acmella* species that have been chemically analyzed, four species have been observed to produce affinin (spilanthol, *N*-isobutyl-2*E*,6*Z*,8*E*-decatrienamides, **70**), an alkamide with established analgesic properties (Rios et al., 2007). Several affinin analogues are present in extracts from these *Acmella* species (see table 1), which probably contribute to the analgesic sensation induced by these plants.

2.1.3 *Spilanthes* genus

For years *Spilanthes acmella* has been used as traditional folk medicine to treat toothaches, stammering, and stomatitis. Previous studies have demonstrated the diuretic, antibacterial, and anti-inflammatory activities of *Spilanthes acmella*. Spilanthol (**70**), the main alkamide isolated from this plant, exhibits antiseptic activity. Additionally, spilanthol (**70**) is involved in immune stimulation and the attenuation of the inflammatory responses in murine RAW 264.7 macrophages (Wu et al., 2008).

2.1.4 *Echinaceae* genus

Echinacea is a native herb from North America and Europe that is used as an immunostimulant. Extracts from the *Echinacea* species are widely used due to the strong belief that the components of the extract stimulate the immune system and help to prevent infections, colds, respiratory infections and influenza. However, the clinical efficacy of this

Tribe	Genus	Species	Alka- mide	R ₁ (including C=O)		R ₂	Reference
				Chain	Double and triple bonds		
Anthe- mideae	<i>Aaronsohnia</i>	<i>pubescens</i>	1	C10	2E,4E-dies-6-(thien-2-yl)	N-isobutyl	(Muller-Jakic et al., 1994)
		<i>ageratifolia</i>	2	C12	2,6-epoxy	pyrrolidyl	(Muller-Jakic et al., 1994) (Greger et al., 1987b)
			3	C16	2E,7Z-dienyl	pyrrolidyl	
			4	C16	7Z-en-9-yne	pyrrolidyl	
			5	C16	2E,7Z-dien-10-yne	pyrrolidyl	
			6	C16	2E,6E,8E-trien-10-yne	pyrrolidyl	
			7	C14	2E,4E-dien-8-yne	pyrrolidinyl	
			8	C14	2E,4E,7Z,10Z-tetraenyl	pyrrolidinyl	
			9	C16	6E,8E-dien-10-yne	pyrrolidinyl	
			10	C16	4E,7Z-dien-10-yne	pyrrolidinyl	
			11	C16	2E,6E,8E-trien-10-yne	pyrrolidinyl	
	<i>Achillea</i>	<i>beibersteini</i>	12	C14	2E,4E,12E-trien-8,10-diyne	piperidinyl	(Muller-Jakic et al., 1994)
		<i>chamaem- lifolia</i>	13	C18	12-oxo	piperidinyl	(Greger et al., 1987a)
			14	C18	12-oxo	pyrrolidyl	
			15	C18	2E-en-12-oxo	piperidinyl	
			16	C18	2E-en-12-oxo	pyrrolidyl	
			17	C18	2E-en-12-oxo	N-isobutyl	
			18	C18	2E,4E,9Z-trien-12-yne	piperidinyl	
			19	C18	2E,8E,10E-trien-12-yne	N-isobutyl	
			20	C18	2E,4E,8E,10E-tetraen-12-yne	N-isobutyl	
			21	C11	2E,4E-dien-8,10-diyne	N-isobutyl	
			<i>crithmifolia</i>	22	C10	2E,4E-dienyl	
		23		C10	2E,4E-dienyl	piperidinyl	
		24		C10	2E,4E-dienyl	2,3-dehydro-piperidinyl	
		25		C10	2E,4E,6Z-trienyl	2,3-dehydro-piperidinyl	
		26		C15	2E,4E-dien-12-oxo	N-isobutyl	
		27	C18	2E-enyl	piperidinyl	(Greger et al., 1987a)	

Tribe	Genus	Species	Alkal- mide	R ₁ (including C=O)		R ₂	Reference
				Chain	Double and triple bonds		
			28	C18	2E,9Z-dienyl	piperidinyl	
			29	C18	9Z-en-12-yne	piperidinyl	
			30	C18	2E,9Z-dien-12-yne	piperidinyl	
			31	C18	9Z,14Z-dien-12-yne	piperidinyl	
			32	C18	2E,9Z-dien-12,14-diyne	piperidinyl	
			22	C10	2E,4E-dienyl	N-isobutyl	
			33	C10	2E,4E-dien-8,10-diyne	N-isobutyl	
			34	C10	2E,4E,8Z-trienyl	N-isobutyl	
			35	C14	2E,4E-dien-8,10-diyne	N-isobutyl	
			36	C14	2E,4E,12E-trien-8,10-diyne	N-isobutyl	
			37	C14	2E,4E,12Z-trien-8,10-diyne	N-isobutyl	
			38	C15	2E,9Z-dien-12,14-diyne	N-isobutyl	
			39	C10	2E,4E-dien-8,10-diyne	N-isobutyl	
			40	C10	2E,4E-dienyl	N-tyramidyl	(Muller-Jakic et al., 1994)
			41	C10	2E,4E-dienyl	N-isobutyl	(Gregger & Hofer, 1989)
			23	C10	2E,4E-dienyl	piperidinyl	(Gregger & Hofer, 1990)
			42	C10	2E,4E,8Z-trienyl	piperidinyl	(Gregger, H. & Werner, 1990)
			24	C10	2E,4E-dienyl	2,3-dehydro-piperidinyl	
			25	C10	2E,4E,6Z-trienyl	2,3-dehydro-piperidinyl	
			43	C10	2E,4E-dien-8,10-diyne	2,3-dehydro-piperidinyl	
			44	C10	2E,4E,8Z-trienyl	2,3-dehydro-piperidinyl	
			45	C10	2E,4E,6E-trienyl	2,3-dehydro-piperidinyl	
			46	C10	2E,4E,6Z,8Z-tetraenyl	2,3-dehydro-piperidinyl	
			47	C10	2E,4E,6E,8Z-tetraenyl	2,3-dehydro-piperidinyl	
			48	C11	2E,4E,6E,8E-tetraenyl	2,3-dehydro-piperidinyl	
			49	C11	2E,4E-dien-8,10-diyne	piperidinyl	
			50	C11	2E,4E-dien-8,10-diyne	2,3-dehydro-piperidinyl	
		<i>nana</i>	51	C14	2E,4E,10Z-trien-8-yne	pyrrolidinyl	(Muller-Jakic et al., 1994)
		<i>spinulifolia</i>	52	C13	2E,4E-trien-8,10,12-triyne	piperidinyl	(Muller-Jakic et al., 1994)

Tribe	Genus	Species	Alka- mide	R ₁ (including C=O)		R ₂	Reference		
				Chain	Double and triple bonds				
Berberisimae		<i>ptarmica</i>	22	C10	2E,4E-dienyl	N-isobutyl	(Lazarevic et al., 2010)		
			53	C10	2E-en-4-yne	N-isobutyl			
		<i>wilhelmisii</i>			54	C10	2E,8Z-dien-4,6-diyne	N-isobutyl	(Muller-Jakic et al., 1994) Greger, 1987c]
					55	C10	2E,4E-dienyl	N-(3-methylbutyl)	
					56	C10	2E,8Z-dien-4,6-diyne	N-(3-methylbutyl)	
					57	C10	2E-en-4,6,8-triyne	N-(3-methylbutyl)	
					58	C10	2E,4E-dienyl	N-phenethyl	
					59	C10	2Z,8E-dien-4,6-diyne	N-phenethyl	
					60	C10	2E-en-4,6,8-triyne	N-phenethyl	
					61	C14	2E,4E,6Z,12Z-tetraen-8,10-diyne	N-isobutyl	
					62	C14	2E,4E,6E,12Z-tetraen-8,10-diyne	N-isobutyl	
					63	C14	2E,4E-dien-8,10-diyne	N-(3-methylbutyl)	
					64	C14	2E,4E,12Z-trien-8,10-diyne	N-(3-methylbutyl)	
					65	C14	2E,4E,6Z,12Z-tetraen-8,10-diyne	N-(3-methylbutyl)	
		66	C14	2E,4E,6E,12Z-tetraen-8,10-diyne	N-(3-methylbutyl)				
		Anacyclus		<i>pyrethrum</i>	40	C10	2E,4E-dienyl	N-tyramidyl	(Muller-Jakic et al., 1994)
22	C10				2E,4E-dienyl	N-isobutyl	(Saadali et al., 2001)		
67	C11				2E,4E-dien-7,9-diyne	N-isobutyl			
23	C10	2E,4E-dienyl	piperidinyl						
Berberisimae	<i>Salmea</i>	<i>scandens</i>	68	C12	2E,4E,8Z,10E-tetraenyl	N-isobutyl	(Herz & Kulanthavel, 1985) (Bohlmann et al., 1985)		
			69	C12	2E,4E,8Z,10Z-tetraenyl	N-isobutyl			
Ecliptinae Less.	<i>Wedelia</i>	<i>parviceps</i>	70	C10	2E,6Z,8E-trienyl	N-isobutyl	(Johns et al., 1982)		
			68	C12	2E,4E,8Z,10E-tetraenyl	N-isobutyl	(Bohlmann et al., 1980)		
Galinsoginae B. and H	<i>Acmella</i>	<i>ciliata</i>	71	C8	2E,4Z-dienyl	N-isobutyl	(Martin & Becker,		

Tribe	Genus	Species	Alka- mide	R ₁ (including C=O)		R ₂	Reference
				Chain	Double and triple bonds		
			72	C10	6Z,8E-dienyl	N-isobutyl	1984 (Martin & Becker, 1985)
			70	C10	2E,6Z,8E-trienyl	N-isobutyl	
			68	C12	2E,4E,8Z,10E-tetraenyl	N-isobutyl	
			73	C12	2E,4Z,8Z,10E-tetraenyl	N-isobutyl	
			74	C8	2Z,4E-dienyl	N-2-methylbutyl	
			75	C10	2E,6Z,8E-trienyl	N-2-methylbutyl	
			76	C10	3E,6Z,8E-trienyl	N-phenethyl	
			77	C10	2E,6Z,8E-trienyl	N-phenethyl	
			78	C12	2E,4E,8Z,10E-tetraenyl	N-phenethyl	
			79	C9	2Z-en-6,8-diyne	N-phenethyl	(Casado et al., 2009)
		<i>decumbens</i>	80	C10	2E,4E-dien-9-yne	N-phenethyl	
			81	C11	4E,6E-en-10-yne	N-isobutyl	
		<i>mauritiana</i>	82	C12	2E,4E,8E,10Z-tetraenyl	N-isobutyl	(Casado et al., 2009)
			70	C10	2E,6Z,8E-trienyl	N-isobutyl	(Greger et al., 1985)
		<i>oloracea</i>	75	C10	2E,6Z,8E-trienyl	N-2-methylbutyl	
			70	C10	2E,6Z,8E-trienyl	N-isobutyl	(Calle et al., 1988) (Molina et al., 1996)
		<i>oppositifolia</i>	75	C10	2E,6Z,8E-trienyl	N-2-methylbutyl	
			68	C12	2E,4E,8Z,10E-tetraenyl	N-isobutyl	
			83	C8	2E-enyl	N-isobutyl	(Rios-Chavez et al., 2003)
			84	C8	2E,4Z-dienyl	N-isobutyl	
			70	C10	2E,6Z,8E-trienyl	N-isobutyl	
			68	C12	2E,4E,8Z,10E-tetraenyl	N-isobutyl	
			21	C11	2E,4E-dien-8,10-diyne	N-isobutyl	
			75	C10	2E,6Z,8E-trienyl	N-2-methylbutyl	
			85	C12	2E,4Z,8E,10E-tetraenyl	N-2-methylbutyl	
			86	C8	2E,4Z-dienyl	N-phenethyl	
			87	C8	2Z,4E-dienyl	N-phenethyl	
			77	C10	2E,6Z,8E-trienyl	N-phenethyl	
			88	C9	2E-en-6,8-diyne	N-phenethyl	
		<i>radicans</i>					

Tribe	Genus	Species	Alka- mide	R ₁ (including C=O)		R ₂	Reference
				Chain	Double and triple bonds		
Helianthinae	<i>Spilanthes</i>	<i>acmella</i>	89	C9	<i>cis</i> -2,3-epoxy-6,8-diyne	N-phenethyl	(Pandey et al., 2011) (Boonen et al., 2010) (Ramsewak et al., 1999)
			90	3-phe-C3	3-phenyl- 2-propenyl	N-phenethyl	
			91	C9	2 <i>E</i> -en-6,8-diyne	N-isobutyl	
			70	C10	2,6,8-trienyl	N-isobutyl	
			92	C10	2 <i>E</i> ,7 <i>Z</i> -dienyl	N-isobutyl	
			70	C10	2 <i>E</i> ,6 <i>Z</i> ,8 <i>E</i> -trienyl	N-isobutyl	
			93	C10	2,4,6,8-tetraenyl	N-isobutyl	
			94	C12	2 <i>E</i> ,7 <i>Z</i> ,9 <i>E</i> -trienyl	N-isobutyl	
			69	C12	2 <i>E</i> ,4 <i>E</i> ,8 <i>Z</i> ,10 <i>Z</i> -tetraenyl	N-isobutyl	
			95	C11	2 <i>E</i> -en-8,10-diyne	N-isobutyl	
			96	C11	2 <i>E</i> ,6 <i>Z</i> -dien-8,10-diyne	N-isobutyl	
			97	C11	2 <i>E</i> ,7 <i>Z</i> ,9 <i>E</i> -trienyl	N-isobutyl	
			98	C13	2 <i>E</i> ,7 <i>Z</i> -dien-10,12-diyne	N-isobutyl	
			99	C13	7 <i>Z</i> -en-10,12-diyne	N-isobutyl	
			75	C10	2 <i>E</i> ,6 <i>Z</i> ,8 <i>E</i> -trienyl	N-2-methylbutyl	
			100	C11	2 <i>E</i> -en-8,10-diyne	N-2-methylbutyl	
			101	C11	2 <i>E</i> ,4 <i>Z</i> -dien-8,10-diyne	N-2-methylbutyl	
			89	C9	2-epoxy-6,8-diyne	N-phenethyl	
						102	
		<i>ocymifolia</i>					
			95	C11	2 <i>E</i> -en-8,10-diyne	N-isobutyl	(Bauer et al., 1989) (Bauer & Reminger, 1989) (Woelkar et al., 2005) (Muller-Jakic et al., 1994) (Schulthess et al., 1990) (Chen et al., 2005)
			103	C11	2 <i>Z</i> -en-8,10-diyne	N-isobutyl	
			104	C11	2 <i>E</i> ,4 <i>Z</i> -dien-8,10-diyne	N-isobutyl	
			105	C11	2 <i>Z</i> ,4 <i>E</i> -dien-8,10-diyne	N-isobutyl	
			106	C12	2 <i>E</i> ,4 <i>E</i> -dienyl	N-isobutyl	
			107	C12	2 <i>E</i> ,4 <i>E</i> ,8 <i>Z</i> -trienyl	N-isobutyl	
			68	C12	2 <i>E</i> ,4 <i>E</i> ,8 <i>Z</i> ,10 <i>E</i> -tetraenyl	N-isobutyl	
			69	C12	2 <i>E</i> ,4 <i>E</i> ,8 <i>Z</i> ,10 <i>Z</i> -tetraenyl	N-isobutyl	
			108	C12	2 <i>E</i> -en-8,10-diyne	N-isobutyl	
			109	C12	2 <i>E</i> ,4 <i>Z</i> -dien-8,10-diyne	N-isobutyl	
			110	C12	2 <i>E</i> ,4 <i>Z</i> ,10 <i>Z</i> -trien-8-yne	N-isobutyl	
	<i>Echinaceae</i>	<i>angustifolia</i>					

Tribe	Genus	Species	Alka- mide	R ₁ (including C=O)		R ₂	Reference
				Chain	Double and triple bonds		
			111	C12	2Z,4E,10Z-trien-8-yne	N-isobutyl	
			112	C14	2E-en-10,12-diyne	N-isobutyl	
			38	C15	2E,9Z-dien-12,14-diyne	N-isobutyl	
			113	C16	2E,9Z-dien-12,14-diyne	N-isobutyl	
			114	C11	2Z-en-8,10-diyne	N-2-methylbutyl	
			115	C12	2E-en-8,10-diyne	N-2-methylbutyl	
			116	C12	2E,4Z-dien-8,10-diyne	N-2-methylbutyl	
			95	C11	2E-en-8,10-diyne	N-isobutyl	
			103	C11	2Z-en-8,10-diyne	N-isobutyl	
			105	C11	2Z,4E-dien-8,10-diyne	N-isobutyl	
			106	C12	2E,4E-dienyl	N-isobutyl	
			107	C12	2E,4E,8Z-trienyl	N-isobutyl	
			68	C12	2E,4E,8Z,10E-tetraenyl	N-isobutyl	(Senchina et al., 2006)
		<i>angustifolia</i> var. <i>strigosa</i>	69	C12	2E,4E,8Z,10Z-tetraenyl	N-isobutyl	
			108	C12	2E-en-8,10-diyne	N-isobutyl	
			117	C12	2E,4E,10E-trien-8-yne	N-isobutyl	
			118	C12	2E,4Z-dien-8,10-diyne	N-isobutyl	
			101	C11	2E,4Z-dien-8,10-diyne	N-2-methylbutyl	
			104	C11	2E,4Z-dien-8,10-diyne	N-isobutyl	
			105	C11	2Z,4E-dien-8,10-diyne	N-isobutyl	(Bauer & Reminger, 1989)
			106	C12	2E,4E-dienyl	N-isobutyl	(Senchina et al., 2006)
			107	C12	2E,4E,8Z-trienyl	N-isobutyl	
		<i>pallida</i>	68	C12	2E,4E,8Z,10E-tetraenyl	N-isobutyl	(Schulthess et al., 1990)
			69	C12	2E,4E,8Z,10Z-tetraenyl	N-isobutyl	
			118	C12	2E,4Z-dien-8,10-diyne	N-isobutyl	(Chen et al., 2005)
			119	C12	2Z,4E-dien-8,10-diyne	N-isobutyl	
		<i>pallida</i> var. <i>pallida</i>	38	C15	2E,9Z-dien-12,14-diyne	N-isobutyl	(Binms et al. 2002)
		<i>pallida</i> var. <i>angustifolia</i>	95	C11	2E-en-8,10-diyne	N-isobutyl	
			103	C11	2Z-en-8,10-diyne	N-isobutyl	(Binms et al. 2002)
			68	C12	2E,4E,8Z,10E-tetraenyl	N-isobutyl	

Tribe	Genus	Species	Alka- mide	R ₁ (including C=O)		R ₂	Reference	
				Chain	Double and triple bonds			
			69	C12	2E,4E,8Z,10Z-tetraenyl	N-isobutyl	[(Binns et al, 2002)	
			38	C15	2E,9Z-dien-12,14-diyne	N-isobutyl		
			95	C11	2E-en-8,10-diyne	N-isobutyl		[(Binns et al, 2002)
			103	C11	2Z-en-8,10-diyne	N-isobutyl		
			38	C15	2E,9Z-dien-12,14-diyne	N-isobutyl		
			95	C11	2E-en-8,10-diyne	N-isobutyl		(Binns et al, 2002)
			103	C12	2Z-en-8,10-diyne	N-isobutyl		
			38	C15	2E,9Z-dien-12,14-diyne	N-isobutyl		
			95	C11	2E-en-8,10-diyne	N-isobutyl		(Bauer & Reminger, 1989) (Senchina et al., 2006) (Schultness et al., 1990) (Chen et al., 2005) (Cech et al., 2006) (Binns et al., 2002) (Perry et al., 1997)
			103	C11	2Z-en-8,10-diyne	N-isobutyl		
			104	C11	2E,4Z-dien-8,10-diyne	N-isobutyl		
			105	C11	2Z,4E-dien-8,10-diyne	N-isobutyl		
			106	C12	2E,4E-dienyl	N-isobutyl		
			107	C12	2E,4E,8Z-trienyl	N-isobutyl		
			68	C12	2E,4E,8Z,10E-tetraenyl	N-isobutyl		
			69	C12	2E,4E,8Z,10Z-tetraenyl	N-isobutyl		
			108	C12	2E-en-8,10-diyne	N-isobutyl		
			117	C12	2E,4E,10E-trien-8-ynyl	N-isobutyl		
			118	C12	2E,4Z-dien-8,10-diyne	N-isobutyl		
			119	C12	2Z,4E-dien-8,10-diyne	N-isobutyl		
120	C12	2E,4Z,10E-trien-8-ynyl	N-isobutyl					
98	C13	2E,7Z-dien-10,12-diyne	N-isobutyl					
38	C15	2E,9Z-dien-12,14-diyne	N-isobutyl					
121	C16	2E,9Z-12Z,14E-tetraenyl	N-isobutyl					
101	C11	2E,4Z-dien-8,10-diyne	N-2-methylbutyl					
122	C12	2E,4E-dien-8,10-diyne	N-2-methylbutyl					
116	C12	2E,4Z-dien-8,10-diyne	N-2-methylbutyl					
95	C11	2E-en-8,10-diyne	N-isobutyl	(Senchina et al., 2006)				
103	C11	2Z-en-8,10-diyne	N-isobutyl					
104	C11	2E,4Z-dien-8,10-diyne	N-isobutyl					
105	C11	2Z,4E-dien-8,10-diyne	N-isobutyl					

Tribe	Genus	Species	Alka- mide	R ₁ (including C=O)		R ₂	Reference
				Chain	Double and triple bonds		
Zinninae B. and H.	<i>Heliopsis</i>	<i>longipes</i>	106	C12	2E,4E-dienyl	N-isobutyl	(Bauer & Foster, 1991)
			107	C12	2E,4E,8Z-trienyl	N-isobutyl	
			68	C12	2E,4E,8Z,10E-tetraenyl	N-isobutyl	
			69	C12	2E,4E,8Z,10Z-tetraenyl	N-isobutyl	
			108	C12	2E-en-8,10-diyne	N-isobutyl	
			118	C12	2E,4Z-dien-8,10-diyne	N-isobutyl	
			101	C11	2E,4Z-dien-8,10-diyne	N-2-methylbutyl	
			116	C12	2E,4Z-dien-8,10-diyne	N-2-methylbutyl	
			95	C11	2E-en-8,10-diyne	N-isobutyl	
			103	C11	2Z-en-8,10-diyne	N-isobutyl	
			68	C12	2E,4E,8Z,10E-tetraenyl	N-isobutyl	
			69	C12	2E,4E,8Z,10Z-tetraenyl	N-isobutyl	
			98	C13	2E,7Z-dien-10,12-diyne	N-isobutyl	
			95	C11	2E-en-8,10-diyne	N-isobutyl	
			103	C11	2Z-en-8,10-diyne	N-isobutyl	
			106	C12	2E,4E-dienyl	N-isobutyl	
68	C12	2E,4E,8Z,10E-tetraenyl	N-isobutyl				
9	C12	2E,4E,8Z,10Z-tetraenyl	N-isobutyl				
108	C12	2E-en-8,10-diyne	N-isobutyl				
114	C11	2Z-en-8,10-diyne	N-isobutyl				
115	C12	2E-en-8,10-diyne	N-2-methylbutyl				
70	C10	2E,6Z,8E-trienyl	N-isobutyl				
123	C10	2E-enyl	N-isobutyl				
124	C10	2E,6Z-dienyl	N-isobutyl				
125	C10	2E,6Z-dien-syn-8,9-dihydroxyl	N-isobutyl				
126	C10	2E,7E-dien-syn-6,9-dihydroxyl	N-isobutyl				
127	C11	3Z-en-8,10-diyne	N-isobutyl				
95	C11	2E-en-8,10-diyne	N-isobutyl				
104	C11	2E,4Z-dien-8,10-diyne	N-isobutyl				
128	C14	2E,4E,8Z,10E-tetraenyl	N-isobutyl				
129	C14	2E,4E,8Z-trienyl	N-isobutyl				
	<i>Sanvitalia</i>	<i>ocymoides</i>				(Dominguez et al., 1987)	

Table 1. Alkamides from the Asteraceae family.

agent has not been proven. *E. angustifolia*, *E. pallida* and *E. purpurea* are three species of *Echinacea* that are used in commercial preparations with reported alkamide profiles. These species contain complex mixtures of alkamides that are good chemotaxonomic characters (table 1). The major alkamides in *E. purpurea* roots are the C12-2,4-diene and C12-2,4-diene-diyne type, while the C11 diene-dyynes were highest in vegetative stems (Binns et al., 2002). *E. angustifolia* roots are characterized by the presence of di-, tri- and tetraenes in coexistence with mono- and dyynes, all of them with variable insaturation degree at the C2, C4, C9 or C10 position. In *E. pallida*, the major compounds are polienes (also di-, tri- and tetraenes) and dyynes (C2 or C2 and C4 unsaturated)

Lipophilic alkamides from *Echinacea* show immunostimulatory activity and have been used for the treatment of cold, flu, respiratory infections and inflammations, making a considerable contribution to the activities attributed to *Echinaceae* plants (Bauer, 1989a, 1989b, 1990, 1991). Studies on the mechanisms of action of the immunomodulatory activity of *Echinacea* have indicated that alkylamides can act as cannabinomimetics. Endogenous ligands for cannabinoid receptors such as anandamide (fig. 2), an animal alkamide that shares structural similarity with the *Echinacea* alkylamides, can bind to CB2 cannabinoid receptors (LaLone et al., 2010). The cannabinoid receptors CB1 and CB2 have been implicated in the modulation of the CNS and the inflammatory response. CB1 receptors are present in neurons from the central and peripheral nervous system and are concentrated in the brain. CB2 receptors are mainly present in immune cells, such as macrophages.

2.1.5 *Heliopsis* genus

Heliopsis longipes is a Mexican plant that was broadly used by the Náhuatl civilization as flavoring in food preparation. The stems of this climber are used in traditional medicine as a condiment, buccal anesthetic, analgesic in pain toothache, antiparasitic, anti-inflammatory and antiulcerative agent and to prepare homemade insecticides that, similar to pyrethrins, are toxic and exhibit paralyzing effects. Chewing of a little piece of the *Heliopsis longipes* stem results in intense salivation and a local analgesic effect (Molina et al., 1996). An ethanolic extract of this plant exhibited antinociceptive effects on acute thermal and chemical inflammation induced nociception in mice with a mechanism partly linked to the lipoxygenase and/or cyclooxygenase systems (Cariño-Cortés et al., 2010). This extract exhibited synergistic interactions with diclofenac in the Hargreaves model of thermal hyperalgesia (Acosta-Madrid et al., 2009). Various unsaturated aliphatic alkamides have also been identified and characterized from the roots of this plant (table 1), such as affinin (70), its most abundant and bioactive alkamide. The analgesic activity of affinin was determined by measuring the release of GABA in mice brain slices (Rios et al., 2007). Furthermore, dose-dependent antinociceptive effects have been observed to be a result of the activation of opioidergic, serotonergic and GABAergic systems (Déciga-Campos et al., 2010).

2.2 Aliphatic alkamides from other plant families

Convolvulaceae, Euphorbiaceae, Menispermaceae and Rutaceae are other plant families that produce aliphatic alkamides. *N*-isobutyl, 2'-hydroxy-*N*-isobutyl, NH₂ and pyrrolidinyl amine residues have been identified in the structures of alkamides isolated from these plants (table 2).

Species	Alka- mide	Name	R ₁		R ₂	Reference
			Chain (inclu- -ding C=O)	saturation, unsaturation		
<i>Ipomoea quinquefolia</i> (Convolvulaceae)	130	Alkaloid MQ-A ₁	C15	branched	pyrrolidinyl	(Tofern et al., 1999)
	131	Alkaloid MQ-A ₂	C16	branched	pyrrolidinyl	
	132	Alkaloid MQ-B ₂	C16	linear	pyrrolidinyl	
	133	Alkaloid MQ-A ₃	C17	branched	pyrrolidinyl	
	134	Alkaloid MQ-A ₄	C18	branched	pyrrolidinyl	
	135	Alkaloid MQ-B ₄	C18	linear	pyrrolidinyl	
	136	Alkaloid MQ-A ₅	C19	branched	pyrrolidinyl	
<i>Merremia aquatica</i> (Convolvulaceae)	132	Alkaloid MQ-B ₂	C16	linear	pyrrolidinyl	(Sittie et al., 1998)
	133	Alkaloid MQ-A ₃	C17	branched	pyrrolidinyl	
	136	Alkaloid MQ-A ₅	C19	branched	pyrrolidinyl	
<i>Phyllanthus fraternus</i> subsp. <i>togensis</i> (Euphorbiaceae)	137	<i>E,E</i> -2,4-octadienamide	C8	2 <i>E</i> ,4 <i>E</i> -diene	NH ₂	(Sallaja & Setty, 2006)
	138	<i>E,Z</i> -2,4-decadienamide	C10	2 <i>E</i> ,4 <i>Z</i> -diene	NH ₂	
<i>Cissampelos glaberrima</i> (Menispermaceae)	139	octa-2 <i>E</i> ,4 <i>E</i> -dienoic acid isobutylamide	C8	2 <i>E</i> ,4 <i>E</i> -diene	<i>N</i> -isobutyl	(Rosario et al., 1996)
	140	deca-2 <i>E</i> ,4 <i>E</i> -dienoic acid isobutylamide	C10	2 <i>E</i> ,4 <i>E</i> -diene	<i>N</i> -isobutyl	
	141	decen-2- <i>oic</i> acid isobutylamide	C10	2 <i>E</i> -ene	<i>N</i> -isobutyl	
	142	decanoic acid isobutylamide	C10	---	<i>N</i> -isobutyl	

Species	Alka- mide	Name	R ₁		R ₂	Reference
			Chain (includ- -ding C=O)	saturation, unsaturation		
<i>Zanthoxylum integrifolium</i> (Rutaceae)	143	lanyuamide I	C14	2E,4E,12-oxo	N-isobutyl	(Chen et al., 1999)
	144	lanyuamide II	C14	2E,4E,8Z,12-oxo	N-isobutyl	
	145	lanyuamide III	C14	2E,4E,8Z,11E-tetraene	N-isobutyl	
	146	tetrahydrobungeanool	C14	2E,4E-diene	2'-hydroxy-N- isobutyl	
	147	γ-sanshool	C14	2E,4E,8Z,10E,12E- pentaene	N-isobutyl	
	148	hydroxy-γ-sanshool	C14	2E,4E,8Z,10E,12E- pentaene	2'-hydroxy-N- isobutyl	
	140	(2E,4E,8Z,11E)-2'- hydroxy-N-isobutyl- tetradecatetraenamide	C14	2E,4E,8Z,11E-tetraene	2'-hydroxy-N- isobutyl	
	150	(2E,4E,8Z,11Z)-2'- hydroxy-N-isobutyl- tetradecatetraenamide	C14	2E,4E,8Z,11Z-tetraene	2'-hydroxy-N- isobutyl	
	151	hazaleamide	C14	2E,4E,8Z,11Z-tetraene	N-isobutyl	

Table 2. Aliphatic alkamides from Convolvulaceae, Euphorbiaceae, Menispermaceae and Rutaceae plant families.

2.2.1 Convolvulaceae alkamides

Convolvulaceae alkamides are also known as alkaloids MQ. These alkamides are characterized by linear or branched saturated acid residues. All Convolvulaceae alkamides have a pyrrolidinyl residue as the amine group and have been isolated from the *Ipomoea* and *Merremia* genera (compounds **130-136**).

2.2.2 Euphorbiaceae alkamides

Phyllanthus fraternus is used by traditional healers and tribes in the northern region of India as a folklore remedy for the treatment of malaria and various liver diseases. An aqueous extract of this plant exhibited antioxidant activity, preventing the oxidation of proteins and lipids. Additionally, aqueous extracts of *Phyllanthus fraternus* protect against allyl alcohol-induced oxidative stress in liver mitochondria (Sailaja & Setty, 2006). Two aliphatic alkamides C₄ isomers, *E,E*-2,4-octadienamide (**137**) and *E,Z*-2,4-decadienamide (**138**), have been isolated from this plant. Both isomers lack an alkyl residue at the amine group, which is typically joined to an acid residue (Sittie et al., 1998). Instead, these compounds possess an $\alpha,\beta,\gamma,\delta$ -unsaturated conjugated amide, a feature believed to enhance antiplasmodial activity. Notably, *in vitro* assays of these two isomers demonstrated that these compounds possess moderate antiplasmodial activity.

2.2.3 Menispermaceae alkamides

The roots of some species of the *Cissampelos* genus exhibit significant activity against mechanical, chemical and arthritic pain, increasing the pain threshold and dictating the medicinal value of the plants of this genus. For example, *C. glaberrima* is a plant whose bioactivity is a reflection of its alkamide content (alkamides **139-142**, Rosario et al., 1996).

2.2.4 Rutaceae alkamides

The fruits of *Zanthoxylum integrifolium* possess a pungent taste. Chemical analysis enabled the isolation and identification of nine isobutylamides (**143-151**). These amides have a *2E,4E*-dienamide moiety, including an oxo, diene, tetraene or pentaene acidic fragment (table 2). However, no activity has been reported for these molecules.

Amides have also been isolated from the *Glycosmis* genus (Rutaceae); however, those isolated from this genus are sulfur-containing amides, a rare group of secondary metabolites that have an aromatic amine residue. *Glycosmis* alkamides will be discussed in section 3.3 (*vide infra*).

3. Aromatic alkamides

Alkamides isolated from Solanaceae, Piperaceae, Brassicaceae and Rutaceae plant families either have one aromatic ring at the amine residue, at the acid residue or both. Capsaicinoids, amides from *Lepidium meyenii*, and sulfur derivatives from the *Glycosmis* genus are alkamides with one aromatic ring at the amine residue. Piperine and its analogs are amides with one aromatic residue at the acid fragment. Alkamides that have an aromatic ring at the amine and acid residues are distributed among a large group of plants.

3.1 The alkamides from Solanaceae family: Capsaicinoids

Capsicum (also known as “chile” or “chilli”) are species used as vegetables, condiments, and for an important number of medicinal preparations. The fruits of *Capsicum* have been utilized in food preparation, for medicinal applications to tone body muscles after workouts, hot infusions for toothache and muscle pain and aerosols such as *Capsicum* extracts that are used as personal protection. This species are the source of highly pungent capsaicinoids that induce a hot or burning sensation. Capsaicinoids are the major chemical constituents from the following five domesticated species of *Capsicum* (peppers) genus: *C. annuum* L., *C. baccatum* L., *C. chinense* Jacq., *C. frutescens* L. and *C. pubescens*. All of these species have *N*-vanillylamides (all contain a 4-hydroxy-3-methoxybenzyl amine group) of C8 to C18 fatty acids (table 3).

Alka- mide	Name	R ₁		Reference
		long chain (including C=O)	Chain	
152	caprylic acid vanillylamide	C8	linear	(Kozukue et al., 2005) (Kobata et al., 2010)
153	nonivamide	C9	linear	
154	nordihydrocapsaicin	C9	7-CH ₃	
155	norcapsaicin	C9	5 <i>E</i> ; 7-CH ₃	
156	decylic acid vanillylamide	C10	linear	
157	dihydrocapsaicin	C10	8-CH ₃	
158	capsaicin	C10	6 <i>E</i> ; 8-CH ₃	
159	homocapsaicin-I	C11	6 <i>E</i> ; 9-CH ₃	
160	homocapsaicin-II	C11	6 <i>E</i> ; 8-CH ₃	
161	homodihydrocapsaicin-I	C11	9-CH ₃	
162	homodihydrocapsaicin-II	C11	8-CH ₃	
163	<i>N</i> -vanillyl-hexadecanamide (palvanil)	C16	linear	
164	<i>N</i> -vanillyl-octadecanamide (stevanil)	C18	linear	
165	<i>N</i> -vanillyl-9 <i>E</i> -octadecenamide (olvanyl)	C18	9 <i>E</i>	
166	<i>N</i> -vanillyl-9 <i>E</i> ,12 <i>E</i> -octadecadienamide (livanyl)	C18	9 <i>E</i> ,12 <i>E</i>	

Table 3. Capsaicinoids from *Capsicum annuum*.

Some capsaicinoids exhibit strong pungent sensory properties when consumed as part of the diet. Additionally, capsaicinoids possess a variety of biological properties that may affect human health (Kozuke et al., 2010), such as antiviral, antibacterial, antifungal, insecticidal, antioxidative, anti-inflammatory and anticancer activities. Furthermore, capsaicinoids influence neuronal structures that contain substances that are associated with pain transmission and neurogenic inflammation. As a result, these compounds are used as topical analgesics for treating pain. The aforementioned properties are the basis for the use of capsaicinoids to prevent or reduce chronic and age-related pain (Kozuke et al., 2005). Capsaicin (**158**) and dihydrocapsaicin (**157**) are notable among natural capsaicinoids because they constitute approximately 90% of the total capsaicinoids in many varieties of peppers. The burning sensation caused by capsaicin is induced by the direct activation of a nonselective cation channel-transient receptor potential, vanilloid 1 (TRPV1), located at the end of sensory nerves. Several physiological activities caused by capsaicin are related to the activation of the TRPV1 receptor. Meghvansi and coworkers have written a review of capsaicinoids in which their ethnopharmacological applications are discussed (Meghvansi et al., 2010). Long acyl chain capsaicinoids exhibiting similar activities to capsaicin, such as anti-inflammatory, antinociceptive and enhanced adrenaline secretion, have been recently reported. The advantages of these compounds are the lack of irritancy or pungency due to the lower accessibility of TRPV1 in the tongue due to higher lipophilicity compared to capsaicin (Kobata et al., 2010).

3.2 The alkamides from *Lepidium meyenii* (Brassicaceae)

The roots from of *L. meyenii* are used to enhance fertility and sexual behavior in men and women. Additionally, *L. meyenii* roots serve as a traditional remedy for menopausal symptoms, the regulation of hormone secretion, immunostimulation, memory improvement, as an antidepressant or anticancer agent, and to prevent anemia. Phytochemical analysis of the roots of this plant led to the identification of *m*-methoxybenzyl and *N*-benzyl amine residues and macamides, linear C16, C18 or C24 alkamides with one or two double bonds and possible oxidation of C₅, C₉ or C₁₃ (table 4).

3.3 The alkamides from *Glycosmis* (Rutaceae)

Sulfur-containing amides (phenethyl/styrylamine-derived amides) form a rare group of secondary metabolites in the Rutaceae family. These amides are only present in the leaves of plants that belong to the *Glycosmis* genus. Sulfur-containing amides represent a typical chemical profile of this genus. The acid moieties of these alkamides are probably derived from cysteine, which can be oxidized to sulfones and sulfoxides or shortened by β -oxidation (as in ritigalin). With the exception of simple methylamides, the amine residues are characterized by the presence of phenethyl or styryl groups (derived from phenylalanine) that can be linked to different prenyloxy (dambullins) or geranyloxy groups in *para* position (gerambullins). More recently, a group of similar (methylsulfonyl)propenoic acid amides has been detected in which dopamine is linked to various oxidized geranyl chains (sakerines). Some of these alkamides exhibit pronounced antifungal and/or insecticidal activity (Greger & Zechner, 1996) (table 5).

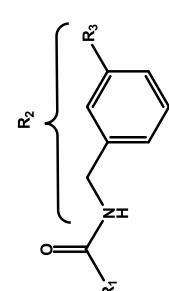
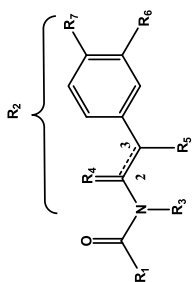
Alkamide	Name	R ₁		R ₂	Reference		
		long chain (including C=O)	chain				
167	<i>N</i> -(<i>m</i> -methoxybenzyl)hexadecanamide	C16	C ₁₅ H ₃₁	 <p>R₂ = H, <i>N</i>-benzyl R₃ = OCH₃, <i>N</i>-<i>m</i>-methoxybenzyl</p>	<i>m</i> -methoxybenzyl	(Zhao et al., 2005)	
168	<i>N</i> -benzylhexadecanamide	C16	C ₁₅ H ₃₁			<i>N</i> -benzyl	(Muhammad et al, 2002)
169	<i>N</i> -benzyl-9-oxo-12 <i>Z</i> -octadecenamide	C18	9-oxo-12 <i>Z</i>			<i>N</i> -benzyl	
170	<i>N</i> -benzyl-9-oxo-12 <i>Z</i> ,15 <i>Z</i> -octadecadienamide	C18	9-oxo-12 <i>Z</i> ,15 <i>Z</i>			<i>N</i> -benzyl	
171	<i>N</i> -benzyl-13-oxooctadeca-9 <i>E</i> ,11 <i>E</i> -dienamide	C18	13-oxo-9 <i>E</i> ,11 <i>E</i>			<i>N</i> -benzyl	
172	<i>N</i> -benzyl-5-oxo-6 <i>E</i> ,8 <i>E</i> -octadecadienamide	C18	5-oxo-6 <i>E</i> ,8 <i>E</i>			<i>N</i> -benzyl	
173	<i>N</i> -benzyl-15 <i>Z</i> -tetracosenamide	C24	15 <i>Z</i>			<i>N</i> -benzyl	

Table 4. Alkamides from *Lepidium meyenii*.

Species	Alk	Name	R ₁	R ₂	
<i>G. angustifolia</i>	174	penamide A	<i>E</i> -CH ₃ -S-CH=CH-	R ₃ =CH ₃ ; R ₄ =O; R ₅ =R ₆ =R ₇ =H	
	175	penamide B	<i>Z</i> -CH ₃ -S-CH=CH-	R ₃ =CH ₃ ; R ₄ =O; R ₅ =R ₆ =R ₇ =H	
	176	dambullin	<i>E</i> -CH ₃ -SO ₂ -CH=CH-	R ₃ =H; R ₄ =H,H; R ₅ =R ₆ =H; R ₇ = <i>O</i> -isopentenyl	
	177	methyl/dambullin	<i>E</i> -CH ₃ -SO ₂ -CH=CH-	R ₃ =CH ₃ ; R ₄ =H,H; R ₅ =R ₆ =H; R ₇ = <i>O</i> -isopentenyl	
	178	gerambullin	<i>E</i> -CH ₃ -SO ₂ -CH=CH-	R ₃ =H; R ₄ =H,H; R ₅ =R ₆ =H; R ₇ = <i>O</i> -geranyl	
	179	methylgerambullin	<i>E</i> -CH ₃ -SO ₂ -CH=CH-	R ₃ =CH ₃ ; R ₄ =H,H; R ₅ =R ₆ =H; R ₇ = <i>O</i> -geranyl	
	180	gerambulindiol	<i>E</i> -CH ₃ -SO ₂ -CH=CH-	R ₃ =R ₅ =R ₆ =H; R ₄ =H,H; R ₇ = <i>O</i> -6,7-dihydroxy-geranyl	
	181	methylgerambullone	<i>E</i> -CH ₃ -SO ₂ -CH=CH-	R ₃ =CH ₃ ; R ₄ =H,H; R ₅ =R ₆ =H; R ₇ = <i>O</i> -5-oxo-geranyl	
	182	methylisogerambullone	<i>E</i> -CH ₃ -SO ₂ -CH=CH-	R ₃ =CH ₃ ; R ₄ =H,H; R ₅ =R ₆ =H; R ₇ = <i>O</i> -5-oxo-isogeranyl	
	<i>G. chlorosperma</i>	183	penangin	<i>E</i> -CH ₃ -S-CH=CH-	-NH(CH ₃)
		184	isopenangin	<i>Z</i> -CH ₃ -S-CH=CH-	-NH(CH ₃)
		185	sinharine	CH ₃ -S-CH ₂ -CH ₂ -	2,3- <i>trans</i> ; R ₃ =H; R ₄ =R ₅ =R ₆ =R ₇ =H
186		methylsinharine	CH ₃ -S-CH ₂ -CH ₂ -	2,3- <i>trans</i> ; R ₃ =CH ₃ ; R ₄ =R ₅ =R ₆ =R ₇ =H	
187		gerambullol	<i>E</i> -CH ₃ -SO ₂ -CH=CH-	R ₃ =R ₅ =R ₆ =H; R ₄ =H,H; R ₇ = <i>O</i> -8-hydroxygeranyl	
188		β-hydroxy-gerambullin	<i>E</i> -CH ₃ -SO ₂ -CH=CH-	R ₃ =R ₆ =H; R ₄ =H,H; R ₅ =OH; R ₇ = <i>O</i> -geranyl	
189		β-hydroxy-gerambullol	<i>E</i> -CH ₃ -SO ₂ -CH=CH-	R ₃ =R ₆ =H; R ₄ =H,H; R ₅ =OH; R ₇ =8-hydroxy- <i>O</i> -geranyl	
190		β-hydroxy-gerambullal	<i>E</i> -CH ₃ -SO ₂ -CH=CH-	R ₃ =R ₆ =H; R ₄ =H,H; R ₅ =OH; R ₇ = <i>O</i> -geran-8-al	
191		sakerinol A	<i>E</i> -CH ₃ -SO ₂ -CH=CH-	R ₃ =R ₅ =H; R ₄ =H,H; R ₆ =OH; R ₇ =8-hydroxy- <i>O</i> -geranyl	
192		<i>O</i> -methyl-sakerinol A	<i>E</i> -CH ₃ -SO ₂ -CH=CH- 176	R ₃ =R ₅ =H; R ₄ =H,H; R ₆ =OCH ₃ ; R ₇ =8-hydroxy- <i>O</i> -geranyl	
193		sakambullin	<i>E</i> -CH ₃ -SO ₂ -CH=CH-	R ₃ =R ₅ =H; R ₄ =H,H; R ₆ =OH; R ₇ = <i>O</i> -isopentenyl	
194		<i>O</i> -methyl-sakambullin	<i>E</i> -CH ₃ -SO ₂ -CH=CH-	R ₃ =R ₅ =H; R ₄ =H,H; R ₆ =OCH ₃ ; R ₇ = <i>O</i> -isopentenyl	
195	sakerol	<i>E</i> -CH ₃ -SO ₂ -CH=CH-	R ₃ =H; R ₄ =H,H; R ₅ =R ₆ =H; R ₇ =5-hydroxy- <i>O</i> -isopentenyl		



<i>G. citrifolia</i>	196 197	glycothiomin A glycothiomin B	<i>E</i> -CH ₃ -SO-CH=CH- <i>Z</i> -CH ₃ -SO-CH=CH-	-NH(CH ₃) -NH(CH ₃)	(Wu et al., 1995)
<i>G. cyanocarpa</i>	198	dehydronarinin A	CH ₃ -S-	2,3- <i>trans</i> ; R ₃ =CH ₃ ; R ₄ =R ₅ =R ₆ =R ₇ =H 2,3- <i>cis</i> ; R ₃ =CH ₃ ; R ₄ =R ₅ =R ₆ =R ₇ =H 2,3- <i>cis</i> ; R ₃ =CH ₃ ; R ₄ =R ₅ =R ₆ =R ₇ =H 2,3- <i>trans</i> ; R ₃ =CH ₃ ; R ₄ =R ₅ =R ₆ =R ₇ =H 2,3- <i>trans</i> ; R ₃ =CH ₃ ; R ₄ =R ₅ =R ₆ =R ₇ =H 2,3- <i>cis</i> ; R ₃ =CH ₃ ; R ₄ =R ₅ =R ₆ =R ₇ =H	(Greger & Zechner, 1996)
	199	dehydronarinin B	CH ₃ -S-		
	200	thalebain B	isobutyl		
	201	methylillukumbin A	<i>E</i> -CH ₃ -S-CH=CH-		
	202	dehydrothalebain A	isobut-2,3-enyl		
203	dehydrothalebain B	isobut-2,3-enyl			
<i>G. mauritiana</i>	204	ritigalin	183, 184, 185, 198, 199, 200, 201, 202, 203 CH ₃ -S-	R ₃ =CH ₃ ; R ₄ =O; R ₅ =R ₆ =R ₇ =H	(Greger & Hofer, 1993b)
	205	nirarin	CH ₃ -S-	R ₃ =CH ₃ ; R ₄ =H/H; R ₅ =R ₆ =R ₇ =H	
	206	illukumbin A	<i>Z</i> -CH ₃ -S-CH=CH-	2,3- <i>trans</i> ; R ₃ =H; R ₄ =R ₅ =R ₆ =R ₇ =H	
	207	methylillukumbin B	<i>Z</i> -CH ₃ -S-CH=CH-	2,3- <i>trans</i> ; R ₃ =CH ₃ ; R ₄ =R ₅ =R ₆ =R ₇ =H	
<i>G. parviflora</i>			204		
<i>G. pentaphylla</i>			183, 184, 185, 201, 207		(Greger & Hofer, 1993b)

Table 5. Sulfur-containing alkamides from the *Glycosmis* species.

3.4 The Piperaceae family. Piperine and its analogs

Alkamides from the Piperaceae family are produced by plants that are classified as being in either the *Piper*, *Ottonia* or *Peperomia* genera. These alkamides are characterized by the presence of *N*-isobutyl, *N*-3-acetoxy-isobutyl, piperidinyl (piperidide), 5,6-dihydro-2(1H)pyridinone and pyrrolidinyl groups as amine residues, with *N*-isobutyl and piperidinyl being the most commonly found. The presence of carboxylic acid fragment is also characteristic of the alkamides isolated from plants that belong to the Piperaceae family. These fragments include the 3',4'-methylenedioxyphenyl as the most common terminal group. However, *p*-methoxyphenyl, 3',4',5'-trimethoxyphenyl and 4'-hydroxy-3'-methoxyphenyl groups can also be joined to a chain of 2, 4, 5, 6, 8, 9, 10, 11, 12 or 14 carbons, with one, two or three unsaturations at the even-numbered carbons (with the exception of C₁₂, fig. 4).

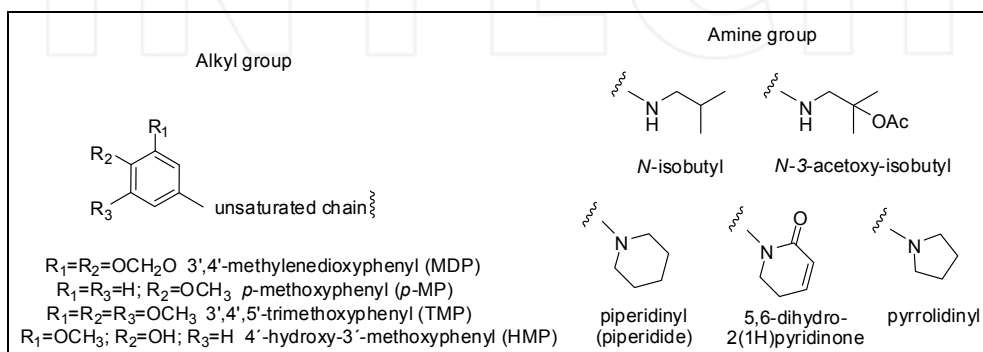


Fig. 4. The most common alkyl and amide residues of alkamides from the Piperaceae family.

Dimeric alkamides have been found in *P. chaba* and *P. nigrum*. *P. chaba* dimers are [4+2] adducts obtained from the combination of piperlonguminine and piperine [chabamide H (208) and I (209)], two molecules of pellitorine [chabamide J (210), and K (211)], two molecules of piperine [chabamide (212)], or two molecules of piperamine [chabamide F (213) and G (214)] (fig. 5). Notably, these dimeric alkamides exhibited potent cytotoxic activity against the COLO-205 cell line (Rao et al., 2011).

In contrast, *P. nigrum* dimers constituting [2+2] adducts are the combination of either two molecules of piperine [pipericyclobutanamide A (215) and nigramide R (216)] or from the piperine analogue piperrolein A [pipericyclobutanamide C (217)] (Rao et al, 2011; Subehan et al., 2006) (fig. 6).

The compounds produced by the Piperaceae family are pharmacologically very important, as several species of these plants are being used in folkloric medicine in different parts of the world. For example, the roots of plants from the *Ottonia* genus have a piquant taste and cause intense salivation when are in contact with the mouth. These roots exhibit local anesthetic and hallucinogenic effects and are used in the treatment of toothaches and sore throats. The toothache-relieving reputation of plants that belong to this genus led to the isolation of piperovatine (222), a buccal local anesthetic isobutyl amide isolated from *O.*

corcovadensis. Alkamides isolated from the *Ottonia* genus contain 1-oxo-5-(3',4'-methylenedioxyphenyl)-2*E*,4*E*-pentadien-1-yl and 1-oxo-6-(*p*-methoxyphenyl)-2*E*,4*E*-hexadien-1-yl residues as acidic fragments with *N*-isobutyl or *N*-3-acetoxy-isobutyl fragments as the amide residues (Antunes et al., 2001; Costa & Mors, 1981, table 6).

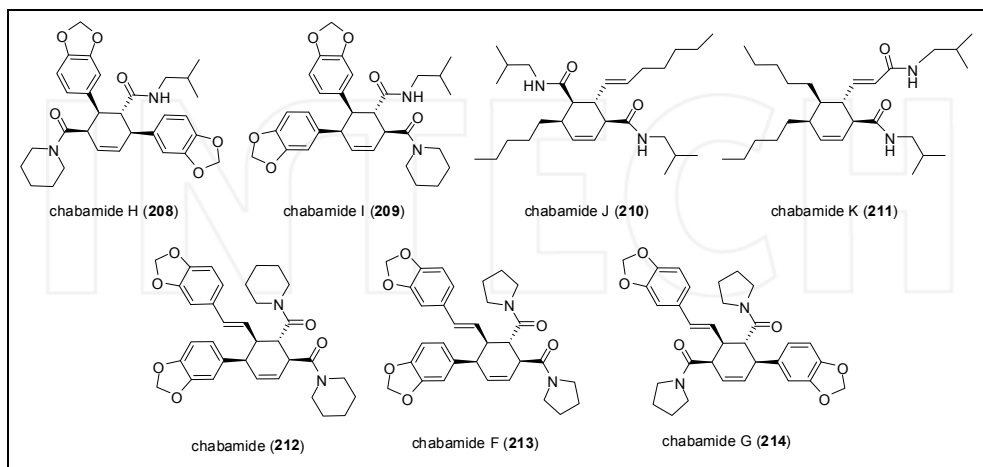


Fig. 5. Dimeric [4+2] alkamides from *Piper chaba*.

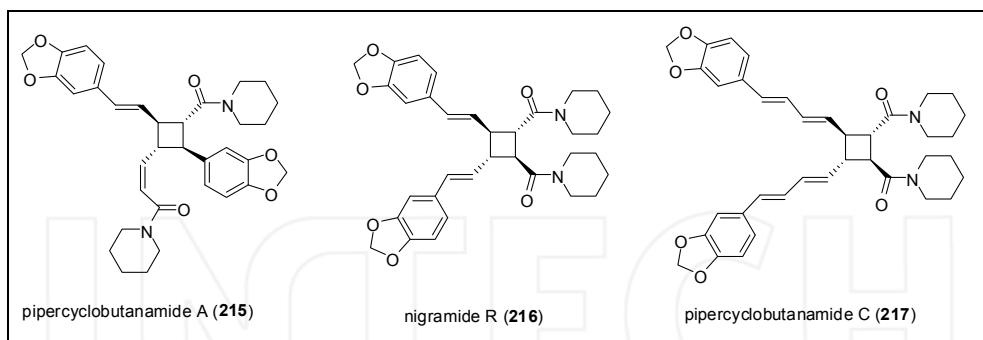


Fig. 6. Dimeric [2+2] alkamides from *Piper nigrum*.

The *Piper* species have been used in traditional medicine for thousands of years in China, India and Mexico, among other countries, for the treatment of several diseases and ailments. For example, *P. longum* is used for treatment of gonorrhoea, menstrual and chronic intestinal pain, tuberculosis, sleeping problems, respiratory infections such as coughs, bronchitis and asthma, malarial fever, diarrhoea, jaundice and arthritis. The beneficial effects of this species include analgesic and diuretic activities, relaxation of muscle tension, and the alleviation of anxiety.

Species	Alk	Name	R ₁	R ₂	Reference
<i>Ottonia corcovadensis</i>	218	piperlongumine	5-(MDP)-2E,4E-pentadienyl	N-isobutyl	(Costa & Mors, 1981).
	219	isopiperlonguminine	5-(MDP)-2Z,4Z-pentadienyl	N-isobutyl	
	220	corcovadine	5-(MDP)-2E,4E-pentadienyl	N-3-acetoxy-isobutyl	
	221	isocorcovadine	5-(MDP)-2Z,4Z-pentadienyl	N-3-acetoxy-isobutyl	
	222	piperovatine	6-(p-MP)-2Z,4Z-hexadienyl	N-isobutyl	
<i>Ottonia propinqua</i>	223	N-isobutyl-6-(p-methoxyphenyl)-2E,4E-hexadienamide	6-(p-MP)-2E,4E-hexadienyl	N-isobutyl	(Antunes et al., 2001)
<i>Piper chaba</i>	224	pellitorine	2E,4E-decadienyl	N-isobutyl	(Patra & Ghosh, 1974) (Rao et al., 2011)
	218	piperlonguminine	5-(MDP)-2E,4E-pentadienyl	N-isobutyl	
	225	4,5-dihydropiperlongumine	5-(MDP)-2E-pentenyl	N-isobutyl	
	226	guineensine	13-(MDP)-2E,4E,14E-tridecatrienylyl	N-isobutyl	
	227	brachystamide B	15-(MDP)-2E,4E,14E-pentadecatrienylyl	N-isobutyl	
	228	sylvatine	5-(MDP)-2E,4E-pentadienyl	N-10-methyl-6E-undecenyl	
	229	trichostachine	5-(MDP)-2E,4E-pentadienyl	pyrrolidinyl	
	230	piperine	5-(MDP)-2E,4E-pentadienyl	5,6-dihydro-2(1H)pyridinone	
	231	piplartine	3-(TMP)-2E-propenyl	5,6-dihydro-2(1H)pyridinone	
	232	(3Z,5Z)-N-isobutyl-8-(3',4'-methylenedioxy-phenyl)-heptadienamide	7-(MDP)-2Z,4Z-heptadienyl	N-isobutyl	
<i>Piper hispidum</i>	233	N-[3-(6'-methoxy-3',4'-methylenedioxyphenyl)-2Z-propenyl]pyrrolidine	3-(MDP)-2Z-propenyl	pyrrolidinyl	(Navickiene et al., 2000)
	234	piperamine	5-(MDP)-2E-pentenyl	pyrrolidinyl	
<i>Piper longum</i>	235	sarmentine	224, 228	pyrrolidinyl	(Das et al., 1996) (Lee et al., 2006) (H. Huang et al., 2010) (P.L. Huang et al., 2010)
	236	piperolein B	2E,4E-decadienyl	piperidinyl	
	237	retrofractamide C	9-(MDP)-8E-nonenyl	piperidinyl	
	238	piperomaline	9-(MDP)-2E,8E-nonadienyl	N-isobutyl	
	239	(2E,4Z,8E)-N-[9-(3,4-methylenedioxyphenyl)-2,4,8-nonatrienyl]piperidine	9-(MDP)-2E,4Z,8E-nonatrienyl	piperidinyl	

Species	Alk	Name	R ₁	R ₂	Reference
<i>Piper scatorum</i>	240	dehydropipernonaline	9-(MDP)-2E,4E,8E-nonatrienyl	piperidinyl	(Cotinguiba et al., 2009) (Navickiene et al., 2000)
	241	guineensine	13-(MDP)-2E,4E,12E-tridecatrienyl	N-isobutyl	
	242	(+)-sesamine	11-(MDP)-2E,10E-undecadienyl	N-isobutyl	
	243	piperchabamide D	9-(MDP)-2E,8E-nonadienyl	piperidinyl	
	223	N-isobutyl-6-(p-methoxyphenyl)-2E,4E-hexadieneamide	6-(p-MP)-2E,4E-hexadienyl	N-isobutyl	
<i>Piper tuberculatum</i>	244	(Z)-piplartine	224, 228 3-(TMP)-2Z-propenyl	5,6-dihydro-2(1H)pyridinone	(Cotinguiba et al., 2009) (Navickiene et al., 2000)
	231	(E)-piplartine	3-(TMP)-2E-propenyl	5,6-dihydro-2(1H)pyridinone	
	245	8,9-dihydroplartine	3-(TMP)-propanyl	5,6-dihydro-2(1H)pyridinone	
	246	10,11-dihydropiperine	5-(MDP)-2E,4E-pentadienyl	piperidinyl	
	247	5,6-dihydropiperlonguminine	5-(MDP)-2E-pentenyl	N-isobutyl	
	248	fagaramide	3-(MDP)-2E-propenyl	N-isobutyl	
	249	2E-octadec-2-enoic acid piperidide	224, 228, 234, 236, 238 2E-octadecenyl	piperidinyl	
	250	N-cinnamoylpiperidine	2E-phenethenyl	piperidinyl	
<i>Piper nigrum</i>	251	feruperine	2E-phenethenyl	pyrrolidinyl	(Subehan et al., 2006)
	252	piperilin	5-(HMP)-2E,4E-pentadienyl	piperidinyl	
	253	piperolein A	7-(MDP)-6E-heptenyl	pyrrolidinyl	
	254	piperamide-C7:1(6E)	7-(MDP)-6E-heptenyl	piperidinyl	
	255	piperamide-A6:2 (2E,6E)	7-(MDP)-2E,6E-heptadienyl	piperidinyl	
	256	piperamide-C9:1(8E)	9-(MDP)-8E-nonenyl	pyrrolidinyl	
	257	retrofractamide C	9-(MDP)-2E,8E-nonadienyl	N-isobutyl	
	258	dehydropipernonaline	9-(MDP)-2E,4Z,8E-nonatrienyl	piperidinyl	
	250	piperamide-C9:3	9-(MDP)-2E,4E,8E-nonatrienyl	piperidinyl	
	260	(2E,4E,8E)pipericide	9-(MDP)-2E,4E,8E-nonatrienyl	pyrrolidinyl	
<i>Peperomia duclouxii</i>	261	pipercollosine	9-(MDP)-2E,4E-nonadienyl	N-isobutyl	(Li et al., 2007)
	262	pipercollosidine	7-(MDP)-2E-heptenyl	N-isobutyl	

Table 6. Alkamides from the Piperaceae family. MDP=3',4'-methylenedioxyphenyl; p-MP=p-methoxyphenyl; TMP= 3',4',5'-trimethoxyphenyl; HMP=4'-hydroxy-3'-methoxyphenyl.

In contrast, *P. hispidum* and *P. tuberculatum* exhibit antifungal activity and produce amides with the *cis* geometry in their side chains, a structural feature quite rare in nature (table 6, Navickiene et al., 2000).

Pipernonaline (**238**) is an alkamide possessing mosquito larvicidal activity that has been isolated from *P. longum* (Huang et al., 2010), whereas some piperamides, such as (*Z*)-piplartine (**244**), (*E*)-piplartine (**231**), 8,9-dihydropiplartine (**245**) and pellitorine (**228**), isolated from *P. tuberculatum* seeds have been shown to inhibit the proliferation of *Trypanosoma cruzi* parasites. These alkamides are considered to be templates for the design of novel and potent hit compounds for the treatment of Chagas' disease (Cotinguiba et al., 2009).

Piperine (*E,E* isomer of 1-piperolypiperidine, **224**) is the major component in the fruits of several species of *Piper*, particularly *P. longum* and *P. nigrum*. This compound showed diverse biological activities such as antioxidant, anti-inflammatory, analgesic, antiplatelet aggregation, antihyperlipidemic, antihypertensive, cytoprotective, antitumor, antimicrobial, hepatoprotective and antidepressant activities. The structure of piperine resembles that of Capsaicin (158, table 3), the pungent component in the majority of the chilli peppers species. Similar to capsaicin, piperine also serves as a natural agonist of the vanilloid receptor (TRPV1 channel), which is involved in the neurotransmission of thermal and nociceptive stimuli.

Piplartine (5,6-dihydro-1-[(*2E*)-1-oxo3-(3',4',5'-trimethoxyphenyl)-2-propen-1-yl]-2(1*H*)-pyridinone, **244**, table 6) is another important alkamide isolated from the *Piper* species. This compound exhibits antifungal properties and has demonstrated antiplatelet aggregation, anxiolytic, antidepressant and antitumor activities in murine models. This naturally occurring alkamide is also a cytotoxic agent against cultured tumor cells, exhibiting promising anticancer properties. However, pipartine also shows mutagenic activity in yeast and cultured mammalian cells, inducing *in vitro* and *in vivo* chromosomal damage, potentially due to DNA breaks (Bezerra et al., 2009). The alkamides isolated from plants that belong to the *Piper* family are shown in table 6.

4. Other family plants - Alkamides with both fragments including aromatic residues

The cinnamoylbenzylamide tribulusimide (**263**, fig. 7) and several cinnamoylphenethylamides (table 7) and benzylphenethylamides (table 8) are the condensation products of cinnamic acid and benzylamine derivatives, cinnamic acid and phenethylamine and benzylic acid and phenethylamine, respectively. These alkamides have been isolated from a broad variety of plants that belong to at least 28 families. A selection of these alkamides are shown in table 9.

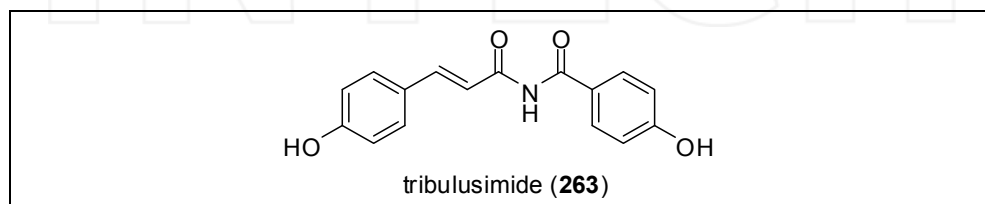
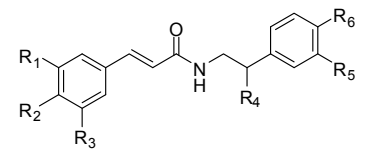
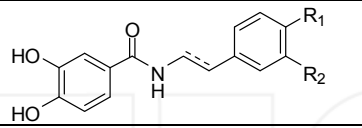


Fig. 7. Cinnamoylbenzylamide.



Alkamide	Name	R ₁	R ₂	R ₃	R ₄	R ₅	R ₆
264	<i>p</i> -coumaroyltyramine	H	OH	H	H	H	OH
265	caffeoyltyramine	OH	OH	H	H	H	OH
266	feruloyltyramine	OCH ₃	OH	H	H	H	OH
267	dihydro-feruloyltyramine	OCH ₃	OH	H	H	H	OH
268	sinapoyltyramine	OCH ₃	OH	OCH ₃	H	H	OH
269	feruloylmethoxytyramine	OCH ₃	OH	H	H	OCH ₃	OH
270	terrestriamide	OCH ₃	OH	H	=O	H	OH
271	feruloyldopamine	OCH ₃	OH	H	H	OH	OH
272	coumaroyldopamine	H	OH	H	H	OH	OH
273	feruloyl-4- <i>O</i> -methyl-dopamine	OCH ₃	OH	H	H	OH	OCH ₃
274	feruloyl-3- <i>O</i> -methyl-dopamine	OCH ₃	OH	H	H	OCH ₃	OH
275	<i>p</i> -coumaroyl-3- <i>O</i> -methyl-dopamine	H	OH	H	H	OCH ₃	OH
276	2-(4'-hydroxyphenyl)ethylcaffeic amide	OH	OH	H	H	H	OH
277	<i>N</i> - <i>cis</i> -feruloyloctopamine	OCH ₃	OH	H	OH	H	OH
278	coumaroyloctopamine	H	OH	H	OH	H	OH
279	β-(<i>p</i> -hydroxy-phenylethyl) <i>p</i> -hydroxycinnamamide	H	OH	H	H	H	OH
280	3-methoxyaegeline	H	H	H	OH	OCH ₃	OCH ₃
281	3-methoxy-7-acetylaegeline	H	H	H	OAc	OCH ₃	OCH ₃
282	3-methoxy-7-cinnamoylaegeline	H	H	H	Ocinnamoyl	OCH ₃	OCH ₃

Table 7. Cinnamoylphenethylamides isolated from diverse plants.



Alk	Name	Δ	R ₁	R ₂
283	<i>N</i> -[2-(3,4-dihydroxyphenyl)ethyl]-3,4-dihydroxybenzamide	---	OH	OH
284	alatamide [<i>N</i> -(<i>E</i>)-(3-methoxystyryl)-benzamide]	2 <i>E</i>	OCH ₃	H
285	dihydroalatamide [<i>N</i> -benzoyltyramine methyl ether]	---	OCH ₃	H

Table 8. Benzylphenethylamides isolated from diverse plants.

Despite the broad distribution of alkamides with both fragments, including aromatic residues among a wide variety of plant families, the presence of feruloyltyramine (266) is exceptionally important because it is a common compound found in the majority of alkamide-producing plants. The *Z*- and *E*-stereoisomers of feruloyltyramine have been isolated and are two of the most frequently characterized alkamides. The second most important alkamide is *p*-coumaroyltyramine (264), which is isolated also in both stereoisomeric forms, the *E*-stereoisomer being the most common (table 9).

Family	Species	Alkamide	Reference	
Alliaceae	<i>Allium fistulosum</i>	264	(Nishioka et al., 1997)	
Amaranthaceae	<i>Amaranthus hypochondriacus</i>	264, 265, 266, 268, 271, 273	(Pedersen et al., 2010)	
	<i>Amaranthus mantegazzianus</i>	264, 265, 266, 268, 271, 273		
	<i>Achyranthes ferruginea</i>	trans-273	(Alam et al., 2003)	
Anacardiaceae	<i>Mangifera indica</i>	276	(Ghosal & Chakrabarti, 1988)	
Annonaceae	<i>Annona cherimola</i>	264, cis-265, cis-266, 267, cis-269, trans-269	(Chen et al., 1998)	
Aristolochiaceae	<i>Aristolochia</i>	<i>gehrtii</i>	cis-264, trans-264, cis-266, trans-266, cis-275, trans-275	(Navickiene & Lopes, 2001)
		<i>gigantea</i>	trans-264, trans-266, cis-275, 276, cis-277	(Holzbach & Lopes, 2010)
Cannabidaceae	<i>Cannabis sativa</i>	264, trans-265, trans-266	(Sakakibara et al., 1991)	
Chenopodiaceae	<i>Chenopodium album</i>	trans-273, cis-275	(Horio et al., 1993)	
Convolvulaceae	<i>Ipomoea aquatica</i>	cis-266, trans-266	(Tseng et al., 1992)	
Euphobiaceae	<i>Antidesma membranaceum</i>	trans-266, cis-277, trans-277	(Buske et al., 1997)	
Flacourtiaceae	<i>Casearia membranacea</i>	cis-266, trans-266	(Chang et al., 2003)	
Fumariaceae	<i>Dactylicapnos torulosa</i>	trans-266	(Rucker et al., 1994)	
Hernandiaceae	<i>Sparattanthelium tupiniquinorum</i>	trans-264, trans-266	(Pereira et al., 2007)	
Lauraceae	<i>Actinodaphne longifolia</i>	trans-266, trans-273	(Tanaka et al., 1989)	
Leguminosae	<i>Mucuna birdwoodiana</i>	trans-266	(Goda et al., 1987)	
Magnoliaceae	<i>Michelia alba</i>	cis-266, trans-266	(Chen et al., 2008)	
Malvaceae	<i>Hibiscus taiwanensis</i>	cis-266, trans-266	(Wu et al., 2005)	
Menispermaceae	<i>Sinomenium acutum</i>	266	(Otsuka et al., 1993)	
Nyctagenaceae	<i>Mirabilis jalapa</i>	trans-273	(Michalet et al., 2007)	
Papaveraceae	<i>Hypecoum</i>	<i>imberbe</i>	trans-266	(Hussain et al., 1982)
		<i>parviflorum</i>	trans-266	
Piperaceae	<i>Peperomia duclouxii</i>	268, trans-274, trans-271, 283	(Li et al., 2007)	
Plumbaginaceae	<i>Ceratostigma willmottianum</i>	trans-265, trans-266	(Yue et al., 1997)	
Polygonaceae	<i>Eskemukerjea megacarpum</i>	trans-266	(Miyachi et al., 2006)	
Portulacaceae	<i>Portulaca oleracea</i>	trans-266	(Mizutani et al., 1998)	
Rutaceae	<i>Evodia belaha</i>	279	(Pedersen et al., 2010)	
	<i>Pleiospermium alatum</i>	284, 285	(Chatterjee et al., 1975)	
	<i>Zanthoxylum syncarpum</i>	280, 281, 282	(Ross et al., 2005)	
Solanaceae	<i>Solanum</i>	<i>khasianum</i>	cis-264, trans-264, cis-266, trans-266, cis-277, trans-277, cis-278, trans-278	(Muhlenbeck et al., 1996)
		<i>lycopersicum</i>	264, 266, 272, 273	(Zacares et al., 2007)
	<i>citrullifolium</i>	trans-266	(Turnock et al., 2001)	
<i>Cestrum lanatum</i>	trans-266			
Zygophyllaceae	<i>Tribulus terrestris</i>	24, trans-265, 271, 263	(Lv et al., 2008)	

Table 9. Distribution of alkamides including both acid and amide residues.

These alkamides have been associated with diverse biological activities, such as the potentiation of antibiotics, inhibition of prostaglandin biosynthesis, antioxidant activity and more. Furthermore, cinnamoylphenethylamines have been suggested to have an impact on human health if present in the diet (Pedersen et al., 2010).

Some dimeric alkamides have been isolated from *Cannabis sativa* (Cannabinaceae, Sakakibara et al., 1991) (fig. 8).

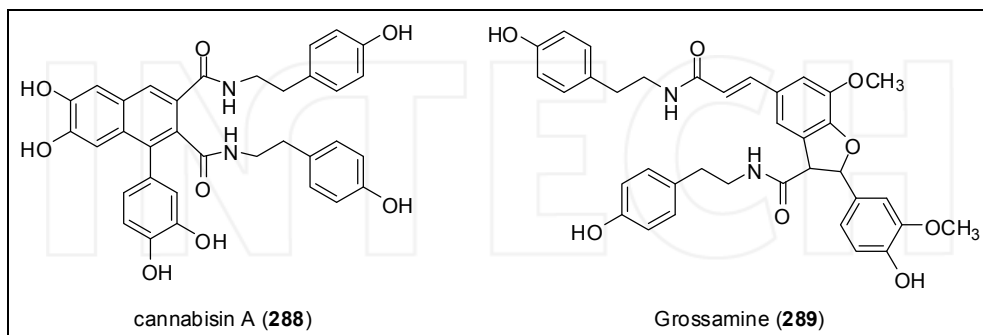


Fig. 8. Dimeric alkamides from *Cannabis sativa*.

5. Conclusion

Alkamides are natural products distributed among several medicinal plants that are a part of at least 33 families. These plants are used for a variety of medicinal purposes in many places throughout the world. Chemical and pharmacological research of these plants have established that alkamides contribute to the notable bioactivity of these plants. Asteraceae, Solanaceae, Rutaceae and Piperaceae are plant families that specialize in the biosynthesis of these natural products. Importantly, alkamides are chemical markers for plants in each family and genus.

Alkamides with both acid and amine aliphatic residues are characteristic compounds produced by the Asteraceae family, especially from the *Achillea*, *Acmella*, *Spilanthes*, *Echinaceae* and *Heliopsis* genera. Alkamides with one aromatic residue can be classified in the following two groups: (1) alkamides with an aromatic residue at the amine core and (2) alkamides with an aromatic residue at the acid. The first group has been isolated from the Solanaceae family, specifically from the *Capsicum* genus for which those alkamides are named "capsaicinoids". Other alkamides that belong to this group have been isolated from the *Lepidium* (Brassicaceae) and *Glycosmis* (Rutaceae) genera. *Glycosmis* alkamides are rare and have characteristic sulfur-containing structures. The second group corresponds to piperine and its analogs. These compounds are characteristic of the *Piper* genus (Piperaceae). Furthermore, the alkamides with both acid and amine aromatic residues are widely distributed among at least 28 plant families. Feruloyltyramine and *p*-coumaroyltyramine are the most commonly isolated alkamides that belong to this group of compounds.

Pure alkamides and plants that produce alkamides have a pungent and/or irritating taste as well as analgesic and anesthetic effects. Many alkamides are used to treat dental, muscular

and arthritic pain. Some alkaloids are also consumed to enhance immune response and to relieve colds, respiratory infections and influenza. Anti-inflammatory activity is associated with all of these natural products. Despite the relatively simple structures of alkaloids, these compounds have attracted several research groups to study their diversity, distribution and chemical and pharmacological behaviours. Additionally, alkaloids have been observed to exhibit many other bioactivities, making these compounds a relatively new and promising family of natural products.

6. Acknowledgments

To CONACyT (Grant number 79584-Q). I am grateful to Enrique Salazar Leyva for technical assistance. I apologize to all colleagues whose studies were not cited due to space limitations.

7. References

- Acosta-Madrid, I.I.; Castañeda-Hernández, G.; Cilia-López, V.G.; Cariño-Cortés, R.; Pérez-Hernández, N. Fernández-Martínez, E. & Ortiz, M.I. (2009). Interaction between *Heliopsis longipes* extract and diclofenac on the thermal hyperalgesia test. *Phytomedicine*, Vol.16, No.4, (April 2009), pp. 336-341, doi:10.1016/j.phymed.2008.12.014
- Alam, A.H.M.K.; Sadik, G.; Harun, O.R.; Hasan, C.M. & Rashid, M.A. (2003). *N-transferuloyl-4-methyldopamine* from *Achyranthes ferruginea*. *Biochemical Systematics and Ecology*, Vol.31, No.11, (November 2003), pp. 1345-1346, doi:10.1016/S0305-1978(03)00115-7
- Antunes, P.A.; Chierice, G.O.; Constantino, C.J.L. & Aroca, R.F. (2001). Spectroscopic characterization of *N*-isobutyl-6-*p*-methoxyphenyl) 2*E,4E*-hexadieneamide extracted from *Ottonia propinqua*. *Vibrational Spectroscopy*, Vol.27, No.2, (December 1989), pp. 175-181, doi:10.1016/S0924-2031(01)00132-1
- Bauer, R. & Remiger, P. (1989a). TLC and HPLC analysis of alkaloids in *Echinaceae* drugs. *Planta Medica*, Vol.55, No.4, (January 1989), pp. 367-371, doi:10.1055/s-2006-962030
- Bauer, R.; Remiger, P. & Wagner, H. (1989b). Alkaloids from the roots of *Echinaceae angustifolia*. *Phytochemistry*, Vol.28, No.2, (September 1989), pp. 505-508, doi:10.1016/0031-9422(89)80042-1
- Bauer, R. & Foster, S. (1991). Analysis of alkaloids and caffeic acid derivatives from *Echinaceae simulata* and *Echinaceae paradoxa* roots. *Planta Medica*, Vol.57, No.5, (October 1991), pp. 447-449, doi:10.1055/s-2006-960147
- Bauer, R.; Remiger, P. & Alstat, E. (1990). Alkaloids and caffeic acid derivatives from the roots of *Echinaceae tennesseensis*. *Planta Medica*, Vol.67, No.6, (December 1990), pp. 533-534
- Bezerra, D.P.; Vasconcellos, M.C.; Machado, M.S.; Villela, I.V.; Rosa, R.M.; Moura, D.J.; Pessoa, C.; Moraes, M.O.; Silveira, E.R.; Lima M.A.S.; Aquino, N.C.; Henriques, J.A.P.; Saffi, J. & Costa-Lotufo, L.V. (2009). Piplartine induces genotoxicity in eukaryotic but not in prokaryotic model systems. *Mutation Research*, Vol.677, No.1-2, (June-July 2009), pp. 8-13, doi: 10.1016/j.mrgentox.2009.04.007

- Binns, S.E.; Hudson, J.; Merali, S. & Arnason, J.T. (2002). Antiviral activity of characterized extracts from *Echinaceae* spp. (Heliantheae : Asteraceae) against *Herpes simplex* virus (HSV-1). *Planta Medica*, Vol.68, No.9, (September 2002), pp. 780–783, doi:10.1055/s-2002-34397
- Bohlmann, F.; Ziesche, J.; Robinson, H. & King, M.R. (1980). Neue amide aus *Spilanthes alba*. *Phytochemistry*, Vol.19, No.7, (July 1980), pp. 1535–1537, doi: 10.1016/0031-9422(80)80212-3
- Bohlmann, F.; Hartono, L. & Jakupovic, J. (1985). Highly unsaturated amides from *Salmea scandens*. *Phytochemistry*, Vol.24, No.3, (March 1985), pp. 595–596, doi: 10.1016/S0031-9422(00)80774-8
- Boonon, J.; Baert, L.; Burvenich, C.; Blondeel, P.; De Saegerd, S. & De Spiegeleera B. (2010). LC-MS profiling of *N*-alkylamides in *Spilanthes acnella* extract and the transmucosal behaviour of its main bioactive spilanthol. *Journal of Pharmaceutical and Biomedical Analysis*, Vol.53, No.3, (November 2010), pp. 243–249, doi:10.1016/j.jpba.2010.02.010
- Buske, A.; Schmidt, J.; Porzel, A. & Adam, G. (1997). Benzopyranones and ferulic acid derivatives from *Antidesma membranaceum*. *Phytochemistry*, Vol.46, No.8, (December 1997), pp. 1385–1388, doi:10.1016/S0031-9422(97)00488-3
- Calle, J.; Rivera, A.; Reguero, M.T.; del Rio, R.E. & Joseph-Nathan, P. (1988). Estudio del espilantol usando técnicas de resonancia magnética nuclear en dos dimensiones. *Revista Latinoamericana de Química*, Vol.19, pp. 94–97
- Campos-Cuevas, J.C.; Pelagio-Flores, R.; Raya-Gonzalez, J.; Mendez-Bravo, A.; Ortiz-Castro, R. & Lopez-Bucio, J. (2008). Tissue culture of *Arabidopsis thaliana* explants reveals a stimulatory effect of alkamides on adventitious root formation and nitric oxide accumulation. *Plant Science*, Vol.174, No.2, (February 2008), pp. 165–173, doi:10.1016/j.plantsci.2007.11.003
- Cariño-Cortés, R.; Gayosso-De-Lucio, J.A.; Ortiz, M.I.; Sánchez-Gutiérrez, M.; García-Reyna, P.B.; Cilia-López, V.G.; Pérez-Hernández, N.; Moreno, E. & Ponce-Monter H. (2010). Antinociceptive, genotoxic and histopathological study of *Heliopsis longipes* S.F. Blake in mice. *Journal of Ethnopharmacology*, Vol.130, No.2, (July 2010), pp. 216–221, doi:10.1016/j.jep.2010.04.037
- Casado, M.; Ortega, M.G.; Peralta, M.; Agnese, A.M. & Cabrera, J.L. (2009). Two new alkamides from roots of *Acmella decumbens*. *Natural Product Research*, Vol.23, No.14, (September 2009), pp. 1298–1303, doi:10.1080/14786410802518201
- Cech, N.B.; Tutor, K.; Doty, B.A.; Spelman, K.; Sasagawa, M.; Raner, G.M. & Wenner, C.A. (2006). Liver enzyme-mediated oxidation of *Echinacea purpurea* alkylamides: Production of novel metabolites and changes in immunomodulatory activity. *Planta Medica*, Vol.72, No.15, (December 2006), pp. 1372–1377, doi:10.1055/s-2006-951718
- Chang, K.C.; Duh, C.Y.; Chen, I.S. & Tsai, I.L. (2003). A cytotoxic butenolide, two new dolabellane diterpenoids, a chroman and a benzoquinol derivative Formosan *Casearia membranacea*. *Planta Medica*, Vol.69, No.7, (July 2003), pp. 667–672, doi:10.1055/s-2003-41120
- Chatterjee, A.; Chakrabarty, M. & Kundu, A.B. (1975). Constituents of *Pleiospermium alatam*: alatamide and *N*-benzoyltyramine methyl ether. *Australian Journal Chemistry*, Vol.28, No.2, (March 1975), pp. 457–460, doi:10.1071/CH9750457

- Chen, C.Y.; Chang, F.R.; Yen, H.F. & Wu, Y.C. (1998). Amides from stems of *Annona cherimola*. *Phytochemistry*, Vol.49, No.5, (November 1998), pp. 1443-1447, doi:10.1016/S0031-9422(98)00123-X
- Chen, I.-S.; Chen, T.-L.; Lin, W.-Y.; Tsai, I.-L. & Chen, Y.-Ch. (1999). Amides from stems of Isobutylamides from the fruit of *Zanthoxylum integrifoliolum*. *Phytochemistry*, Vol.52, No.2, (September 1999), pp. 357-360, doi: 10.1016/S0031-9422(99)00175-2
- Chen, C.Y.; Huang, L.Y.; Chen, L.J.; Lo, W.L.; Kuo, S.Y.; Wang, Y.D.; Kuo, S.H. & Hsieh, T.J. (2008). Chemical constituents from the leaves of *Michelia alba*. *Chemistry of Natural Compounds*, Vol.44, No.1, (January 2008), pp. 137-139, doi: 10.1007/s10600-008-0043-7
- Chen, Y.; Fu, T.; Tao, T.; Yang, J.; Chang, Y.; Wang, M.; Kim, L.; Qu, L.; Cassdy, J.; Scalzo, R. & Wang, X. (2005). Macrophage Activating Effects of New Alkamides from the Roots of *Echinacea* Species. *Journal of Natural Products*, Vol.68, No.5, (April 2005), pp. 773-776, doi:10.1021/np040245f
- Claros, B.M.G.; da Silva, A.J.R.; Vasconcellos, M.L.A.A.; de Brito, A.P.P. & Leitao, G.G. (2000). Chemical constituents of two *Mollinedia* species. *Phytochemistry*, Vol.55, No.7, (December 2000), pp. 859-862, doi:10.1016/S0031-9422(00)00294-6
- Continguiba, F.; Regasini, L.O.; Bolzani, V.S.; Deboni, H.M.; Passerina G.D.; Barreto, R.M. ; Kato, M.J. & Furlan, M. (2009). Piperamides and their derivatives as potential anti-trypanosomal agents. *Medicinal Chemistry Research*, Vol.18, No.9, (December 2009), pp. 703-711, doi:10.1007/s00044-008-9161-9
- Costa, S.S. & Mors, W.B. (1981). Amides from *Ottonia corcovadensis*. *Phytochemistry*, Vol.20, No.6, (June 1981), pp. 1305-1305, doi:10.1016/0031-9422(81)80027-1
- Das, B. ; Kashinatham, A. & Srinivas, N.S. (1996). Alkamides and other constituents of *Piper longum*. *Planta Medica*, Vol.62, No.6, (December 1996), pp. 582-582
- Déciga-Campos, M.; Rios, M.Y. & Aguilar-Guadarrama, B. (2010). Antinociceptive effect of *Heliopsis longipes* extract and affinin in mice. *Planta Medica*, Vol.76, No.7, (May 2010), pp. 665-670, doi:10.1055/s-0029-1240658
- Dominguez, X.A. ; Sánchez, H. ; Slim, J.S. ; Jakupovic, J. ; Lehmann, L. & Bohlmann, F. (1987). Highly unsaturated amides from *Sanvitalia oxymoides*. *Revista Latinoamericana de Quimica*, Vol.18, pp. 114-115
- Goda, Y.; Shibuya, M. & Sankawa, U. (1987). Inhibitors of prostaglandin biosynthesis from *Mucuna birdwoodiana*. *Chemical & Pharmaceutical Bulletin*, Vol.35, No.7, (July 1987), pp. 2675-2677
- Greger, H.; Hofer, O. & Werner, A. (1985). New amides from *Sphilanthes oleracea*. *Monatshefte für Chemie*, Vol.116, No.2, (February 1985), pp. 273-277, doi:10.1007/BF00798463
- Greger, H.; Hofer, O. & Werner, A. (1987a). Biosynthetically simple C₁₈-alkamides from *Achillea* species. *Phytochemistry*, Vol.26, No.8, (December 1986), pp. 2235-2242, doi:10.1016/S0031-9422(00)84690-7
- Greger, H.; Zdero, C. & Bolhmann, F. (1987b). Pyrrole amides from *Achillea ageratifolia*. *Phytochemistry*, Vol.26, No.8, (December 1986), pp. 2289-2291, doi:10.1016/S0031-9422(00)84703-2
- Greger, H. (1987c). Highly unsaturated isopentyl amides from *Achillea wilhelmsii*. *Journal of Natural Products*, Vol.50, No.6, (November 1987), pp. 1100-1107, doi:10.1021/np50054a015

- Greger, H. & Hofer, O. (1989). Polyenic acid piperideides and other alkamides from *Achillea millefolium*. *Phytochemistry*, Vol.28, No.9, (September 1989), pp. 2363–2368, doi:10.1016/S0031-9422(00)97985-8
- Greger, H. & Hofer, O. (1990). Alkamides and polyacetylenes: two different biogenetic trends in the European *Achillea millefolium* group. *Planta Medica*, Vol.56, No.6, (December 1990), pp. 531–532, doi:10.1055/s-2006-961094
- Greger, H. & Werner, A. (1990). Comparative HPLC analyses of alkamides within the *Achillea millefolium* group. *Planta Medica*, Vol.56, No.5, (October 1990), pp. 482–486, doi:10.1055/s-2006-961017
- Greger, H.; Hadacek, F.; Hofer, O.; Wurz, G.; & Zechner, G. (1993a). Different types of sulphur-containing amides from *Glycosmis* cf. *chlorosperma*. *Phytochemistry*, Vol.32, No.4, (March 1993), pp. 933–936, doi:10.1016/0031-9422(93)85232-G
- Greger, H.; Zechner, G.; Hofer, O.; Hadacek, F.; & Wurz, G. (1993b). Sulphur-containing amides from *Glycosmis* species with different antifungal activity. *Phytochemistry*, Vol.34, No.1, (August 1993), pp. 175–179, doi:10.1016/S0031-9422(00)90802-1
- Greger, H.; Hofer, O.; Zechner, G.; Hadacek, F. & Wurz, G. (1994). Sulphones derived from methylthiopropenoic acid amides from *Glycosmis angustifolia*. *Phytochemistry*, Vol.37, No.5, (November 1994), pp. 1305–1310, doi:10.1016/S0031-9422(00)90403-5
- Greger, H. & Hofer, O. (1996). Bioactive amides from *Glycosmis* species. *Journal of Natural Products*, Vol.59, No.12, (December 1996), pp. 1163–1168, doi:10.1021/np9604238
- Ghosal, S.; Chakrabarti, D.K. (1988). Differences in phenolic and steroidal constituents between healthy and infected florets of *Mangifera indica*. *Phytochemistry*, Vol.27, No.5, (August 1987), pp. 1339–1343, doi:10.1016/0031-9422(88)80189-4
- Herz, W. & Kulanthaivel, P. (1985). An amide from *Salmea scandens*. *Phytochemistry*, Vol.24, No.1, (January 1985), pp. 173–174, doi:10.1016/S0031-9422(00)80830-4
- Holzbach J.C. & Lopes L.M.X. (2010). Aristolactams and Alkamides of *Aristolochia gigantea*. *Molecules*, Vol.15, No.12, (December 2010), pp. 9462–9472; doi:10.3390/molecules15129462
- Horio, T.; Yoshida, K.; Kikuchi, H.; Kawabata, J. & Mizutani, J. (1993). A phenolic amide from roots of *Chenopodium album*. *Phytochemistry*, Vol.33, No.4, (July 1993), pp. 807–808, doi:10.1016/0031-9422(93)85278-Y
- Huang, H.; Morgan, C.M.; Asolkar, R.N.; Kiovunen, M.E. & Marrone, P.G. (2010). Phytotoxicity of Sarmentine Isolated from Long Pepper (*Piper longum*) Fruit. *Journal of Agricultural and Food Chemistry*, Vol.58, No.18, (August 2010), pp. 9994–10000, doi:10.1021/jf102087c
- Hussain, S.F.; Gozler, B.; Shamma, M.; Gozler, T. (1982). Feruloyltyramine from *Hypocoum*. *Phytochemistry*, Vol.21, No.12, (December 1982), pp. 2979–2980, doi:10.1016/0031-9422(80)85081-3
- Islam, T.; Hashidoko, Y.; Ito, T.; Tahara, S. (2004). Interruption of the homing events of phytopathogenic *Aphanomyces cochlioides* zoospores by secondary metabolites from nonhost *Amaranthus gangeticus*. *Journal of Pesticide Science*, Vol.29, No.1, (January 2004), pp. 6–14, doi:10.1584/jpestics.29.6
- Johns, T. ; Graham, K. & Towers, G.H.N. (1982). Molluscicidal activity of affinin and other isobutylamides from the Asteraceae. *Phytochemistry*, Vol.21, No.11, (November 1982), pp. 2737–2738, doi:10.1016/0031-9422(82)83110-5


- Kim, D.K.; Lim, J.P.; Kim, J.W.; Park, H.W. & Eun, J.S. (2005). Antitumor and antiinflammatory constituents from *Celtis sinensis*. *Archives of Pharmacal Research*, Vol.28, No.1, (January 2005), pp. 39–43, doi:10.1007/BF02975133
- Kobata, k.; Saito, K.; Tate, H.; Nashimoto, A.; Okuda, H.; Takemura, I.; Miyakawa, K.; Takahashi, M.; Iwai, K. & Watanabe, T. (2010). Long-Chain *N*-Vanillyl-acylamides from. *Journal of Agricultural and Food Chemistry*, Vol.58, No.6, (March 2010), pp. 3627–3631, doi:10.1021/jf904280z
- Kozukue, N.; Han, J.-S.; Kozukue, E.; Lee, S.-J.; Kim, J.-A.; Lee, K.-R.; Levin, C.E. & Friedman, M. (2005). Analysis of Eight Capsaicinoids in Peppers and Pepper-Containing Foods by High-Performance Liquid Chromatography and Liquid Chromatography–Mass Spectrometry. *Journal of Agricultural and Food Chemistry*, Vol.53, No.23, (October 2005), pp. 9172–9181, doi:10.1021/jf050469j
- Lazarevic, J.; Radulovic, N.; Zlatkovic, B. & Palic, R. (2010). Composition of *Achillea distans* Willd. subsp. *distans* root essential oil. *Natural Product Research*, Vol.24, No.8, (May 2010), pp. 718–731, doi:10.1080/14786410802617292
- Lalone, C.A.; Huang, N.; Rizshsky, L.; Yum, M.-Y.; Singh, N.; Hauck, C.; Nicolau, B.J.; Wurtele, E.S.; Kohut, M.L.; Murphy, P.A. & Birt, D.F. (2010). Enrichment of *Echinacea angustifolia* with Bauer alkylamide 11 and Bauer ketone 23 increased anti-inflammatory potential through interference with COX-2 enzyme activity. *Journal of Agricultural and Food Chemistry*, Vol.58, No.15, (December 2010), pp. 8573–8584, doi:10.1021/jf1014268
- Lee, S.W.; Rho, M.-Ch.; Nam, J.Y.; Lim, E.H.; Kwon, O.E.; Kim, Y.H.; Lee, H.S. & Kim, Y.K. (2004). Guineensine, an acyl-CoA: cholesterol acyltransferase inhibitor, from the fruits of *Piper longum*. *Planta Medica*, Vol.70, No.7, (July 2004), pp. 678–679, doi:10.1055/s-2004-827193
- Lee, S.W.; Kim, Y.K.; Kim, K.; Lee, H.S.; Choi, J.H.; Lee, W.S.; Jun, Ch.-D.; Park, J.H.; Lee, J.M.; & Rho, M.-Ch. (2008). Alkamides from the fruits of *Piper longum* and *Piper nigrum* displaying potent cell adhesion inhibition. *Bioorganic & Medicinal Chemistry Letters*, Vol.18, No.16, (August 2008), pp. 4544–4546, doi:10.1016/j.bmcl.2008.07.045
- Lee, S.W.; Rho, M.-Ch.; Park, H.R.; Choy, J.-H.; Kang, J.Y.; Lee, J.W. & Kim, Y.K. (2006). Inhibition of Diacylglycerol Acyltransferase by Alkamides Isolated from the Fruits of *Piper longum* and *Piper nigrum*. *Journal of Agricultural and Food Chemistry*, Vol.54, No.26, (December) 2006, pp. 9759–9763, doi:10.1021/jf061402e
- Li, N.; Wu, J.L.; Hasegawa, T.; Sakai, J.; Bai, L.M.; Wang, L.Y.; Kakuta, S.; Furuya, Y.; Ogura, H.; Kataoka, T.; Tomida, A.; Tsuruo, T. & Ando, M. (2007) Bioactive polyketides from *Peperomia duclouxii*. *Journal of Natural Products*, Vol.70, No.6, (June 2007), pp. 998–1001, doi:10.1021/np070089n
- Lv, A.L.; Zhang, N.; Sun, M.G.; Huang, Y.F.; Sun, Y.; Ma, H.Y.; Hua, H.M. & Pei, Y.H. (2008). One new cinnamic imide derivative from the fruits of *Tribulus terrestris*. *Natural Products Research*, Vol.22, No.11, (July 2008), pp. 1007–1010, doi:10.1080/14786410701654867
- López-Martínez, S.; Aguilar-Guadarrama, A.B. & Rios, M.Y. (2011). Minor alkamides from *Heliopsis longipes* S.F. Blake (Asteraceae) fresh roots. *Phytochemistry Letters*, Vol.4, No.3, (September 2011), pp. 275–279, doi:10.1016/j.phytol.2011.04.014

- Martin, R. & Becker, H. (1984). Spilanthal related amides from *Acmella ciliata*. *Phytochemistry*, Vol.23, No.8, (August 1984), pp. 1781–1783, doi:10.1016/S0031-9422(00)83490-1
- Martin, R. & Becker, H. (1985). Amides and other constituents from *Acmella ciliata*. *Phytochemistry*, Vol.24, No.10, (October 1985), pp. 2295–3000, doi:10.1016/S0031-9422(00)83030-7
- McFerren, M.A.; Cordova, D.; Rodriguez, E; & Rauh, J.J. (2002). In vitro neuropharmacological evaluation of piperovatine, an isobutylamide from *Piper piscatorum* (Piperaceae). *Journal of Ethnopharmacology*, Vol.83, No.3, (December 2002), pp. 201–207, doi:10.1016/S0378-8741(02)00224-6
- Meghvansi, M.K.; Siddiqui, S.; Khan, Md. H.; Gupta, V.K.; Vairale, M.G.; Gogoi, H.K.; & Singh, L. (2010). Naga chilli: A potential source of capsaicinoids with broadspectrum ethnopharmacological applications. *Journal of Ethnopharmacology*, Vol.132, No.1, (October 2010), pp. 1–14, doi:10.1016/j.jep.2010.08.034
- Michalet, S.; Cartier, G.; David, B.; Mariotte, A.M.; Dijoux-Franca, M.G.; Kaatz, G.W.; Stavri, M. & Gibbons, S. (2007). *N*-Caffeoylphenalkylamide derivatives as bacterial efflux pump inhibitors. *Bioorganic & Medicinal Chemistry Letters*, Vol.17, No.6, (March 2007), pp.1755–1758, doi:10.1016/j.bmcl.2006.12.059
- Miyaichi, Y.; Nunomura, N.; Kawata, Y.; Kizu, H.; Tomimori, T.; Watanabe, T.; Takano, A. & Malla, K.J. (2006). Studies on Nepalese crude drugs. XXVIII. Chemical constituents of Bhote Khair, the underground parts of *Eskemukerjea megacarpum* HARA. *Chemical & Pharmaceutical Bulletin*, Vol.54, No.1, (January 2006), pp. 136–138, doi:10.1248/cpb.54.136
- Mizutani, M.; Hashidoko, Y.; Tahara, S. (1998). Factors responsible for inhibiting the motility of zoospores of the phytopathogenic fungus *Aphanomyces cochlioides* isolated from the non-host plant *Portulaca oleracea*. *FEBS Letters*, Vol.438, No.3, (November 1998), pp. 236–240, doi:10.1016/S0014-5393(98)01308-8
- Molina, J.; Salgado, R.; Ramirez, E. & del Río, R.E. (1996). Purely olefinic alkamides in *Heliopsis longipes* and *Acmella* (*Spilanthes*) *oppositifolia*. *Biochemical Systematics and Ecology*, Vol. 24, No.1, (January 1996), pp. 43–47, doi:10.1016/0305-1978(95)00099-2
- Muhammad, I.; Zao, J.; Dumbar, D.C. & Khan, I.A. (2002). Constituents of *Lepidium meyenii* ‘maca’. *Phytochemistry*, Vol.59, No.1, (January 2002), pp. 105–110, doi:10.1016/S0031-9422(01)00395-8
- Muller-Jakic, B.; Breu, W.; Probstle, A.; Redl, K.; Greger, H. & Bauer, R. (1994). In vitro inhibition of cyclooxygenase and 5-lipoxygenase by alkamides from *Echinaceae* and *Achillea* species. *Planta Medica*, Vol.60, No.1, (February 1994), pp. 37–40, doi:10.1055/s-2006-959404
- Muhlenbeck, U.; Kortenbusch, A. & Barz, W. (1996). Formation of hydroxycinnamoylamides and α -hydroxyacetovanillone in cell cultures of *Solanum khasianum*. *Phytochemistry*, Vol.42, No.6, (August 1996), pp. 1573–1579, doi:10.1016/0031-9422(96)00173-2
- Navickiene, H.M.D.; Alecio, A.C.; Kato, M.J.; Bolzani, V.S.; Young, M.C.M.; Cavalheiro, A.J. & Furlan, M. (2000). Antifungal amides from *Piper hispidum* and *Piper tuberculatum*. *Phytochemistry*, Vol.55, No.6, (November 2000), pp. 621–626, doi:10.1016/S0031-9422(00)00226-0

- Navickiene, H.M.D. & Lopes, L.M.X. (2001). Alkamides and phenethyl derivatives from *Aristolochia gehrtii*. *Journal of the Brazilian Chemical Society*, Vol. 12, No.4, (August 2001), pp. 467–472, doi:10.1590/S0103-50532001000400004
- Nishioka, T.; Watanabe, J.; Kawabata, J. & Niki, R. (1997). Isolation and activity of *N*-p-coumaroyltyramine, an α -glucosidase inhibitor in Welsh onion (*Allium fistulosum*). *Bioscience, Biotechnology, and Biochemistry*, Vol.61, No.7, (July 1997), pp. 1138–1141, doi:10.1271/bbb.61.1138
- Otsuka, H.; Ito, A.; Fujioka, N.; Kawamata, K.I.; Kasai, R.; Yamasaki, K. & Satoh, T. (1993). Butenolides from *Sinomenium acutum*. *Phytochemistry*, Vol.33, No.2, (May 1993), pp. 389–392, doi:10.1016/0031-9422(93)85525-V
- Pandey, V.; Chopra, M. & Agrawal, V. (2011). In vitro isolation and characterization of biolarvicidal compounds from micropropagated plants of *Spilanthes acmella*. *Parasitol Research*, Vol.108, No.2, (February 2011), pp. 297–304, doi:10.1007/s00436-010-2056-y
- Patnaik, T.; Dey, R.K. & Gouda, P. (2008). Antimicrobial activity of friedelan-3- β -ol and *trans-N*-caffeoyltyramine isolated from the root of *Vitis trifolia*. *Asian Journal Chemistry*, Vol.20, No.1, pp. 417–421
- Patra, A. & Ghosh, A. (1974). Amides of *Piper chaba*. *Phytochemistry*, Vol.13, No.12, (December 1974), pp. 2889–2890, doi:10.1016/0031-9422(74)80272-4
- Perry, N.B.; van Klink, J.W.; Burgess E.J. & Parmenter, G.A. (2000). Alkamide levels in *Echinaceae purpurea*: effects of processing, drying and storage. *Planta Medica*, Vol.66, No.1, (February 2000), pp. 54–56, doi:10.1055/s-2000-11111
- Pedersen, H.A.; Steffenses S.K.; Christopherses C.; Mortensen, A.G.; Jorgensen L.N.; Niveyro, S.; de Troiani R.M.; Rodriguez-Enriquez, R.J.; Barba-de la Rosa, A.P. & Fomsgaard, I.S. (2010). Synthesis and Quantitation of Six Phenolic Amides in *Amaranthus* spp. *Journal of the Agricultural and Food Chemistry*, Vol.58, No.10, (May 2010), pp. 6306–6311, doi:10.1021/jf100002v
- Pereira, C.A.B.; Oliveira, F.M.; Conserva, L.M.; Lemos, R.P.L. & Andrade, E.H.A. (2007). Cinnamoyltyramine derivatives and other constituents from *Sparattanthelium tupiniquinorum* (Hernandiaceae). *Biochemical Systematics and Ecology*, Vol.35, No.9, (September 2007), pp. 637–639, doi:10.1016/j.bse.2007.03.014
- Perry, N.B.; van Klink, J.W.; Burgess E.J. & Parmenter, G.A. (1997). Alkamide levels in *Echinaceae purpurea*: a rapid analytical method revealing differences among roots, rhizomes, stems, leaves and flowers. *Planta Medica*, Vol.63, No.1, (February 1997), pp. 58–62, doi:10.1055/s-2006-957605
- Rao, V.R.S.; Suresh, G.; Banu, K.S.; Raju, S.S.; Vishnu vardhan, M.V.P.S.; Ramakrishna, S. & Rao, M. (2011). Novel dimeric amide alkaloids from *Piper chaba* Hunter: isolation, cytotoxic activity, and their biomimetic synthesis. *Tetrahedron*, Vol.67, No.10, (March 2011), pp. 1885–1892, doi:10.1016/j.tet.2011.01.015
- Ramsewak, R.S.; Erickson, A.J. & Nair, M.G. (1999). Bioactive *N*-isobutylamides from the flower buds of *Spilanthes acmella*. *Phytochemistry*, Vol.51, No.6, (July 1999), pp. 729–732, doi:10.1016/S0031-9422(99)00101-6
- Rios-Chavez, P.; Ramirez-Chavez, E.; Armenta-Salinas, C. & Molina-Tores, J. (2003). *Acemella* radicans var. radicans: in vitro culture establishment and alkamide content. *In Vitro Cellular & Developmental Biology – Plant*. Vol.39, No.1, (January–February 2003), pp. 37–41, doi:10.1079/IVP2002354

- Rios, M.Y.; Aguilar-Guadarrama, A.B. & Gutiérrez, M.C. (2007). Analgesic activity of affinin, an alkamide from *Heliopsis longipes* (Compositae). *Journal of Ethnopharmacology*, Vol.110, No.2, (March 2007), pp. 364-367, doi:10.1016/j.jep.2006.09.041
- Rosario, S.L.; da Silva, A.J. & Parente, J.P. (1996). Alkamides from *Cissampelos glaberrima*. *Planta Medica*, Vol.62, No.4, (August 1996), pp. 376-377, doi:10.1055/s-2006-957913
- Ross, S.A.; Al-Azeib, M.A.; Krishnaveni, K.S.; Fronczek, F.R. & Burandt, Ch.L. (2005). Alkamides from the Leaves of *Zanthoxylum syncarpum*. *Journal of Natural Products*, Vol.68, No.8, (August 2005), pp. 1297-1299, doi:10.1021/np0580558
- Rucker, G.; Breitmaier, E.; Zhang, G.L. & Mayer, R. (1994). Alkaloids from *Dactylicapnos torulosa*. *Phytochemistry*, Vol.36, No.2, (May 1994), pp. 519-523, doi:10.1016/S0031-9422(00)97106-1
- Saadali, B.; Boriky, D.; Blaghen, M.; Vanhaelen, M. & Talbi, M. (2001). Alkamides from *Artemisia dracunculus*. *Phytochemistry*, Vol.58, No.7, (December 2001), pp. 1083-1086, doi:10.1016/S0031-9422(01)00347-8
- Sailaja, R. & Setty, O.H. (2006). Protective effect of *Phyllanthus fraternus* against allyl alcohol-induced oxidative stress in liver mitochondria. *Journal of Ethnopharmacology*, Vol.105, No.1-2, (April 2006), pp. 201-209, doi:10.1016/j.jep.2005.10.019
- Sakakibara, I.; Katsuhara, T.; Ikeya, Y.; Hayashi, K. & Mitsushashi, H. (1991). Cannabisin-A, an aryl-naphthalene lignanamide from fruits of *Cannabis sativa*. *Phytochemistry*, Vol.30, No.9, (September 1991), pp. 3013-3016, doi:10.1016/S0031-9422(00)98242-6
- Schulthess, B.H.; Giger, E. & Baumann T.W. (1991). Echinaceae: anatomy, phytochemical pattern, and germination of the achene. *Planta Medica*, Vol.57, No.4, (August 1991), pp. 384-388, doi:10.1055/s-2006-960123
- Senchina, D.S.; Wu, L.; Flinn, G.N.; Konopa, D.L.; McCoy, J.-A.; Widrelechner, M.P.; Wurtele, E.S. & Kohut, M.L. (2006). Year-and-a-half old, dried Echinaceae roots retain cytokine-modulating capabilities in an in vitro human older adult model of influenza vaccination. *Planta Medica*, Vol.72, No.15, (December 2006), pp. 1207-1215, doi:10.1055/s-2006-957078
- Sittie, A.A.; Lemmich, E.; Olsen, C.E.; Hviid, L. & Chistensen, S.B. (1998). Alkamides from *Phyllanthus fraternus*. *Planta Medica*, Vol.64, No.2, (March 1998), pp. 192-193, doi:10.1055/s-2006-957405
- Subehan; Usia, T.; Kadota, S. & Tezika, Y. (2006). Mechanism-based inhibition of human liver microsomal cytochrome P450 2D6 (CYP2D6) by alkamides of *Piper nigrum*. *Planta Medica*, Vol. 72, No.6, (April 2006), pp. 527-532, doi:10.1055/s-2006-931558
- Tanaka, H.; Nakamura, T.; Ichino, K. & Ito, K. (1989). A phenolic amide from *Actinodaphne longifolia*. *Phytochemistry*, Vol.28, No.9, (September 1989), pp. 2516-2517, doi:10.1016/S0031-9422(00)98022-1
- Tofern, B.; Manna, P.; Kalogaa, M.; Jenett-Siems, K.; Witte, L. & Eicha, E. (1999). Aliphatic pyrrolidine amides from two tropical convolvulaceous species. *Phytochemistry*, Vol.52, No.8, (December 1999), pp. 1437-1441, doi:10.1016/S00319422(99)00245-9
- Tseng, C.F.; Iwakami, S.; Mikajiri, A.; Shibuya, M.; Hanaoka, F.; Ebizuka, Y.; Padmawinata, K. & Sankawa, U. (1992). Inhibition of *in vitro* prostaglandin and leukotriene biosyntheses by cinnamoyl- β -phenethylamine and N-acyldopamine derivatives. *Chemical & Pharmaceutical Bulletin*, Vol.40, No.2, (February 1992), pp. 396-400
- Turnock, J.; Cowan, S.; Watson, A.; Bartholomew, B.; Bright, C.; Latif, Z.; Sarker, S.D.; Nash, R.J. (2001). *N-trans-feruloyltyramine* from two species of the *Solanaceae*. *Biochemical*

- Systematics and Ecology*, Vol.29, No.2, (February 2001), pp. 209-211, doi:10.1016/S0305-1978(00)00030-2
- Woelkar, K.; Xu, W.; Pei, Y.; Makriyannis, A.; Picone, R.P. & Bauer, R. (2005). The endocannabinoid system as a target for alkamides from *Echinaceae angustifolia* roots. *Planta Medica*, Vol.71, No.8, (August 2005), pp. 701-705, doi:10.1055/s-2005-871290
- Wu, P.L.; Wu, T.S.; He, C.X.; Su, C.H. & Lee, K.H. (2005). Constituents from the stems of *Hibiscus taiwanensis*. *Chemical & Pharmaceutical Bulletin*, Vol.53, No.1, (January 2005), pp. 56-59, doi:10.1248/cpb.53.56
- Wu, L.C.; Fan, N.C.; Lin, M.H.; Chu, I.R.; Huang, S.J.; Hu, C.Y. & Han, S.Y. (2008). Anti-inflammatory effect of spilanthol from *Spilanthes acmella* on murine macrophage by down-regulating LPS-induced inflammatory mediators. *Journal of the Agricultural and Food Chemistry*, Vol.56, No.7, (March 2008), pp. 2341-2349, doi:10.1021/jf073057e
- Wu, T.-S.; Chang, F.-C. & Wu, P.-L. (1995). Flavonoids, amidosulfoxides and an alkaloid from the leaves of *Glycosmis citrifolia*. *Phytochemistry*, Vol.39, No.6, (August 1995), pp. 1453-1457, doi:10.1016/0031-9422(95)00171-3
- Yue, J.M.; Xu, J.; Zhao, Y.; Sun, H.D. & Lin, Z.W. (1997). Chemical components from *Ceratostigma willmottianum*. *Journal of Natural Products*, Vol.60, No.10, (October 1997), pp. 1031-1033, doi:10.1021/np97004
- Zacares, L.; Lopez-Gresa, M.P.; Fayos, J.; Primo, J.; Belles, J.M. & Conejero, V. (2007). Induction of *p*-coumaroyldopamine and feruloyldopamine, two novel metabolites, in tomato by the bacterial pathogen *Pseudomonas syringae*. *Mol. Plant-Microbe Interact.*, Vol.20, No.11, (November 2007), pp. 1439-1448, doi:10.1094/MPMI-20-11-1439
- Zhao, J.; Muhammad, I.; Dunbar, D.Ch.; Mustafa, J. & Khan, I.A. (2005). New Alkamides from Maca (*Lepidium meyenii*). *Journal of the Agricultural and Food Chemistry*, Vol.53, No.3, (January 2005), pp. 690-693, doi:10.1021/jf048529t



Drug Discovery Research in Pharmacognosy

Edited by Prof. Omboon Vallisuta

ISBN 978-953-51-0213-7

Hard cover, 244 pages

Publisher InTech

Published online 16, March, 2012

Published in print edition March, 2012

This book, Drug Discovery Research in Pharmacognosy provides a full picture of research in the area of pharmacognosy with the goal of drug discovery from natural products based on the traditional knowledge or practices. Several plants that have been used as food show their potential as chemopreventive agents and the claims of many medicinal plants used in traditional medicine are now supported by scientific studies. Drug Discovery Research in Pharmacognosy is a promising road map which will help us find medicine for all!

How to reference

In order to correctly reference this scholarly work, feel free to copy and paste the following:

María Yolanda Rios (2012). Natural Alkamides: Pharmacology, Chemistry and Distribution, Drug Discovery Research in Pharmacognosy, Prof. Omboon Vallisuta (Ed.), ISBN: 978-953-51-0213-7, InTech, Available from: <http://www.intechopen.com/books/drug-discovery-research-in-pharmacognosy/natural-alkamides-pharmacology-chemistry-and-distribution>

INTECH

open science | open minds

InTech Europe

University Campus STeP Ri
Slavka Krautzeka 83/A
51000 Rijeka, Croatia
Phone: +385 (51) 770 447
Fax: +385 (51) 686 166
www.intechopen.com

InTech China

Unit 405, Office Block, Hotel Equatorial Shanghai
No.65, Yan An Road (West), Shanghai, 200040, China
中国上海市延安西路65号上海国际贵都大饭店办公楼405单元
Phone: +86-21-62489820
Fax: +86-21-62489821