



PHASEOLUS VULGARIS

DESCRIPTORS

AGPG:IBPGR/81/1
October 1982

INTERNATIONAL BOARD FOR PLANT GENETIC RESOURCES

DESCRIPTORS FOR PHASEOLUS VULGARIS

IBPGR Library

IBPGR SECRETARIAT
Rome, 1982

The International Board for Plant Genetic Resources (IBPGR) is an autonomous, international, scientific Organization under the aegis of the Consultative Group on International Agricultural Research (CGIAR). The IBPGR, which was established by the CGIAR in 1974, is composed of its Chairman and 15 members; its Executive Secretariat is provided by the Food and Agriculture Organization of the United Nations. The basic function of the IBPGR, as defined by the Consultative Group, is to promote an international network of genetic resources centres to further the collection, conservation, documentation, evaluation and use of plant germplasm and thereby contribute to raising the standard of living and welfare of people throughout the world. The Consultative Group mobilizes financial support from its members to meet the budgetary requirements of the Board.

IBPGR Executive Secretariat
Crop Genetic Resources Centre
Plant Production and Protection Division
Food and Agriculture Organization of the United Nations
Via delle Terme di Caracalla, 00100 Rome, Italy

© International Board for Plant Genetic Resources, 1982

CONTENTS

	<u>Page</u>
PREFACE	v
LIST OF IBPGR DESCRIPTORS	iv
DESCRIPTORS FOR PHASEOLUS VULGARIS	1
APPENDIX I - CROP EXPERTS CONSULTED BY THE IBPGR SECRETARIAT IN THE COMPILATION OF THE FINAL LIST	29
APPENDIX II - PROBABLE GENOTYPES OF STANDARD AND WING COLOUR COMBINATIONS	31

IBPGR descriptor lists are available for the following crops:

<u>Allium</u> (1982)	Mung Bean (1980)
Almond (1981)	Pearl Millet (1981)
Amaranth (1981)	<u>Phaseolus vulgaris</u> (1982)
Apricot (1980)	<u>Pigeonpea</u> (1981)
Banana and Plantains (1978)	Potato, cultivated (1977)
Barley (1982)	Rice (1980)
Beets (1980)	Sesame (1981)
Cocoa (1981)	Sorghum (1980)
Coconut (1978)	Sugarcane (1982)
Coffee (1980)	Sweet Potato (1981)
<u>Colocasia</u> (1980)	Tomatoes (1981)
Cotton (1980)	Tropical Fruits, revised (1980)
Cruciferous crops (1981)	Winged Bean, revised (1982)
Groundnut (1981)	Wheat, revised (1981)
Lupin/lupinos (1981)	Yams (1980)
Maize (1980)	

A full request list for IBPGR publications including Crop Reports, Descriptor Lists, Reports on Regions, Conservation and Information, Newsletters, Annual Reports and Germplasm Directories can be obtained from the IBPGR Secretariat, Rome.

PREFACE

This descriptor list has been prepared in an IBPGR standard format following advice on descriptors and descriptor states from the crop experts throughout the world (see Appendix I). The IBPGR encourages the collection of data on the first four categories of this list; 1. Accession; 2. Collection; 3. and 4. Characterization and preliminary evaluation. The IBPGR endorses the information in categories 1 - 4 as the minimum that ideally should be available for any one accession. Other descriptors are given in categories 5 onwards that will enable the simple encoding of further characterization and evaluation data and which can serve as examples for the creation of additional descriptors in the IBPGR form by any user.

Although the suggested coding should not be regarded as the definitive scheme, this format has the full backing of the IBPGR and is promoted worldwide. The descriptor list given here provides an international format and thereby produces a universally understood 'language' for all plant genetic resource data. The adoption of this scheme for all data encoding, or at least the production of a transformation method to convert other schemes to the IBPGR format, will produce a rapid, reliable and efficient means for information storage, retrieval and communication. This will greatly assist the utilization of germplasm throughout the international plant genetic resources network. It is recommended, therefore, that information should be produced by closely following this descriptor list with regard to: ordering and numbering descriptors; using the descriptors specified; and using the descriptor states recommended.

Any suggestions for modifications will be welcomed by the IBPGR Secretariat, Rome.

DESCRIPTOR LIST FOR PHASEOLUS VULGARIS

The IBPGR now uses the following definitions in genetic resources documentation.

- i) passport data (accession identifiers and information recorded by collectors);
- ii) characterization (consists of recording those characters which are highly heritable, can be easily seen by the eye and are expressed in all environments);
- iii) preliminary evaluation (consists of recording a limited number of additional traits thought desirable by a consensus of users of the particular crop).

Characterization and preliminary evaluation will be the responsibility of the curators, while further characterization and evaluation should be carried out by the plant breeder. The data from further evaluation should be fed back to the curator who will maintain a data file.

The following internationally accepted norms for the scoring or coding of descriptor states should be followed as indicated below:

- a) measurements are made in metric units;
- b) many descriptors which are continuously variable are recorded on a 1-9 scale. The authors of this list have sometimes described only a selection of the states, e.g. 3, 5 and 7 for such descriptors. Where this has occurred the full range of codes is available for use by extension of the codes given or by interpolation between them - e.g. in 8. = (Pest and disease susceptibility) 1 = extremely low susceptibility and 8 = high to extremely high susceptibility;
- c) present/absence of characters are scored as + (present) and 0 (absent);
- d) for descriptors which are not generally uniform throughout the accession (e.g. mixed collection, genetic segregation) mean and standard deviation could be reported where the descriptor is continuous or mean and 'x' where the descriptor is discontinuous;

- e) when the descriptor is inapplicable, '0' is used as the descriptor value. E.g. if an accession does not form flowers, a 0 would be scored for the following descriptor.

Flower colour

- 1 White
- 2 Yellow
- 3 Red
- 4 Purple

- f) blanks are used for information not yet available;
- g) standard colour charts e.g. Royal Horticultural Society Colour Chart, Methuen Handbook of Color, Munsell Color Charts for Plant Tissues are strongly recommended for all ungraded colour characters (the precise chart used should be specified) in the NOTES descriptor, 11.)

PASSPORT

1. ACCESSION DATA

1.1 ACCESSION NUMBER

This number serves as a unique identifier for accessions and is assigned by the curator when an accession is entered into his collection. Once assigned this number should never be reassigned to another accession in the collection. Even if an accession is lost, its assigned number is still not available for re-use. Letters should occur before the number to identify the genebank or national system (e.g. MG indicates an accession comes from the genebank at Bari, Italy, PI indicates an accession within the USA system).

1.2 DONOR NAME

Name of institution or individual responsible for donating the germplasm.

1.3 DONOR IDENTIFICATION NUMBER

Number assigned to accession by the donor

1.4 OTHER NUMBERS ASSOCIATED WITH THE ACCESSION (other numbers can be added as 1.4.3 etc.)

Any other identification number known to exist in other collections for this accession, e.g. USDA Plant Introduction number (not collection number, see 2.1)

1.4.1 Other number 1

1.4.2 Other number 2

1.5 SCIENTIFIC NAME

1.5.1 Genus

1.5.2 Species

1.5.3 Botanical variety ^{1/}

1.6 PEDIGREE/CULTIVAR NAME

Nomenclature and designations assigned to breeder's material

1.7 ACQUISITION DATE

The month and year in which the accession entered the collection, expressed numerically, e.g. June = 06, 1981 = 81

1.7.1 Month

1.7.2 Year

1.8 DATE OF LAST REGENERATION OR MULTIPLICATION

The month and year expressed numerically, e.g. October = 10, 1978 = 78

1.8.1 Month

1.8.2 Year

1.9 ACCESSION SIZE

Approximate number of seeds or plants of accession in collection

1/ Three distinct botanical varieties can be recognized.

- vulgaris: all cultivated forms (record as vulgaris);
- aborigineus: South American wild forms, characterized by small bractlets and relatively large seeds (record as aborigineus);
- Mexican wild forms: no Latin denomination available, large ovate bractlets and very small seeds (record as Mexican);
- weedy: these types are frequently collected in the centres of origin (record as weedy).

1.10 NUMBER OF TIMES ACCESSION REGENERATED

Number of regenerations of multiplications since original collection

2. COLLECTION DATA

2.1 COLLECTOR'S NUMBER

Original number assigned by collector of the sample normally composed of the name or initials of the collector(s) followed by a number. This item is essential for identifying duplicates held in different collections and should always accompany subsamples wherever they are sent.

2.2 COLLECTING INSTITUTE

Institute or person collecting/sponsoring the original sample

2.3 DATE OF COLLECTION OF ORIGINAL SAMPLE

Expressed numerically, e.g. March = 03, 1980 = 80

2.3.1 Month

2.3.2 Year

2.4 COUNTRY OF COLLECTION OR COUNTRY WHERE CULTIVAR/VARIETY BRED

Use the three letter abbreviations supported by the Statistical Office of the United Nations. Copies of these abbreviations are available from the IBPGR Secretariat and have been published in the FAO/IBPGR Plant Genetic Resources Newsletter number 49.

2.5 PROVINCE/STATE

Name of the administrative subdivision of the country in which the sample was collected

2.6 LOCATION OF COLLECTION SITE

Number of kilometres and direction from nearest town, village or map grid reference (e.g. TIMBUKTU7S means 7 km south of Timbuktu)

2.7 LATITUDE OF COLLECTION SITE

Degrees and minutes followed by N (north) or S (south), e.g. 1030S

2.8 LONGITUDE OF COLLECTION SITE

Degrees and minutes followed by E (east) or W (west), e.g. 7625W

2.9 ALTITUDE OF COLLECTION SITE

Elevation above sea level in metres

2.10 COLLECTION SOURCE

- 1 Wild
- 2 Farm land
- 3 Farm store
- 4 Backyard
- 5 Village market
- 6 Commercial market
- 7 Institute
- 8 Other (specify in NOTES descriptor, 11)

2.11 STATUS OF SAMPLE

- 1 Wild
- 2 Weedy
- 3 Breeders line
- 4 Primitive cultivar (landrace)
- 5 Advanced cultivar (bred)
- 6 Other (specify in NOTES descriptor, 11)

2.12 LOCAL/VERNACULAR NAME

Name given by farmer to cultivar/landrace/weed

2.13 NUMBER OF PLANTS SAMPLED

Approximate number of plants collected in the field to produce this accession

2.14 PHOTOGRAPH

Was a photograph taken of the accession or environment at collection?

0 No
+ Yes

2.15 HERBARIUM SAMPLE TAKEN

0 No
+ Yes

2.16 TYPE OF MATERIAL

1 Pure line
2 Mixtures
3 Segregating
9 Other (specify in NOTES descriptor, 11)

2.17 GROWTH HABIT

1 Determinate bush
2 Indeterminate bush (with one main guide)
3 Indeterminate semi-climber or prostrate (with many lateral guides)
4 Indeterminate climber

2.18 IF UNDER CULTIVATION - CROP

1 Monoculture
2 Mixed with maize
3 Mixed with cassava
4 Mixed with other crops

2.19 TOPOGRAPHY

- 1 Swamp
- 2 Flood plain
- 3 Plain level
- 4 Undulating
- 5 Hilly
- 6 Mountainous
- 7 Other (specify in NOTES descriptor, 11)

2.20 HEALTH CONDITION OF MATERIAL

- 3 Healthy
- 5 Moderately healthy
- 7 Unhealthy

2.21 OTHER NOTES FROM COLLECTOR

Collectors will record ecological information. For cultivated crops, cultivation practices such as irrigation, season of sowing, etc. will be recorded.

CHARACTERIZATION AND PRELIMINARY EVALUATION DATA

3. SITE DATA

3.1 COUNTRY OF CHARACTERIZATION AND PRELIMINARY EVALUATION

3.2 SITE (RESEARCH INSTITUTE)

3.3 NAME OF PERSON IN CHARGE OF CHARACTERIZATION

3.4 SOWING DATE

3.4.1 Day

3.4.2 Month

3.4.3 Year

3.5 FIRST HARVEST DATE

3.5.1 Day

3.5.2 Month

3.5.3 Year

3.6 LAST HARVEST DATE

3.6.1 Day

3.6.2 Month

3.6.3 Year

4. PLANT DATA

4.1 VEGETATIVE

4.1.1 Leaflet length

Measured on terminal leaflet of third trifoliate leaf from pulvinus to leaf tip on plants grown under field conditions

4.1.2 Plant type

- 1 Determinate bush
- 2 Indeterminate bush with erect branches
- 3 Indeterminate bush with prostrate branches
- 4 Indeterminate with semi-climbing main stem and branches
- 5 Indeterminate with moderate climbing ability and pods distributed evenly up the plant
- 6 Indeterminate with aggressive climbing ability and pods mainly on the upper nodes of the plant
- 7 Other (specify in the NOTES, descriptor 11)

4.2 INFLORESCENCE AND FRUIT

4.2.1 Node number on main stem from base to first inflorescence

Average of 5 plants

For indeterminate types: from base to first axillary inflorescence

For determinate types: from base to terminal inflorescence

4.2.2 Days to flowering

Number of days from emergence to stage where 50% of plants have set flowers

4.2.3 Flower buds per inflorescence

Average number of flower buds from 10 plants examining one inflorescence from each plant. 1/

4.2.4 Colour of standard

In freshly opened flowers; the colours of freshly opened flowers are highly changeable after opening

		<u>Probable genotype</u>
1	White	ppT-Rk P-tt Rk - P-T-rk rk
2	Green	pp---argarg
3	Lilac	P-T-C-rkrkV-meme
4	White with lilac edge	
5	White with red stripes	
6	Dark lilac with purple outer edge	
7	Dark lilac with purplish spots	
8	Carmin red	P-T-C-rkrkV-meme stst
9	Purple	P-T-C-Rk-V-ME-stst
10	Other (specify in the NOTES, descriptor 11)	

4.2.5 Colour of wings

In freshly opened flowers. The probable genotypes of standard (4.2.4) and wing colour combinations are given in Appendix II

- 1 White
 - 2 Green
 - 3 Lilac
 - 4 White with carmine stripes
- (Continued)

1/ N.B. If determinate type, count the terminal inflorescence; if indeterminate type, examine from lateral inflorescence (3rd from apex)

- 5 Strongly veined in red to dark lilac
- 6 Plain red to dark lilac
- 7 Lilac with dark lilac veins
- 8 Purple
- 9 Other (specify in the NOTES, descriptor 11)

4.2.6 Pod colour

From fully expanded immature pod	<u>Probable genotype</u> (2 loci model for 'V')
1 Dark purple	P V Me C stst
2 Carmine red	(P v Me C stst (P v meme C stst
3 Purple stripe on green	P V Me C St
4 Carmine stripe on green	P V meme C St
5 Pale red stripe on green	P V meme C St
6 Dark pink (rose)	P V meme C ss
7 Normal green	pp-----Y Arg Ace
	<u>or</u> Ptt-----Y Arg Ace
	<u>or</u> P Tcc--Y Arg Ace
8 Shiny green	As above for 'normal' green, but aceace
9 Dull green to silver grey	As above for 'normal' green, but argarg
10 Golden or deep yellow	As above for 'normal' green, but yy Arg--
11 Pale yellow to white	As above for 'normal' green but yy argarg
12 Other (specify in the NOTES, descriptor 11)	

4.2.7 Pod length

Average length in centimetres of the largest fully expanded immature pods from 10 random normal plants

4.2.8 Pod cross-section

From fully expanded immature pod (Figure 1)

(Continued)

	<u>Probable genotype</u>
1 Very flat	EaEa EbEb
2 Pear shaped	
3 Round elliptic	eaea ebeb
4 Figure of eight	
5 Other (specify in the NOTES descriptor, 11)	

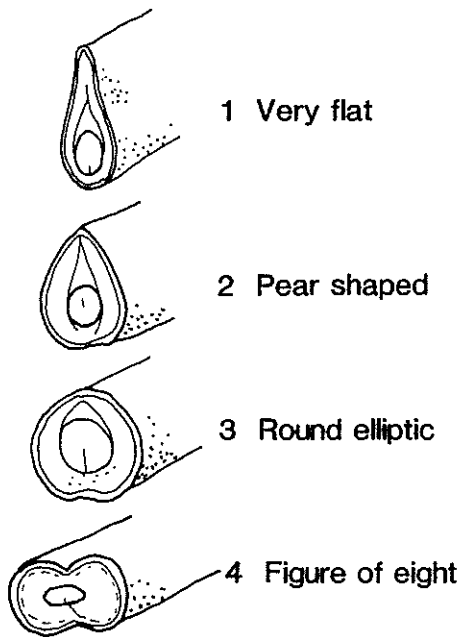


Figure 1. Pod cross-section

4.2.9

Pod curvature

Of fully expanded immature pod
(Figure 2)

	<u>Probable genotype</u>
3 Straight	Da Db
5 Slightly curved	
7 Curved	
9 Recurving	da db

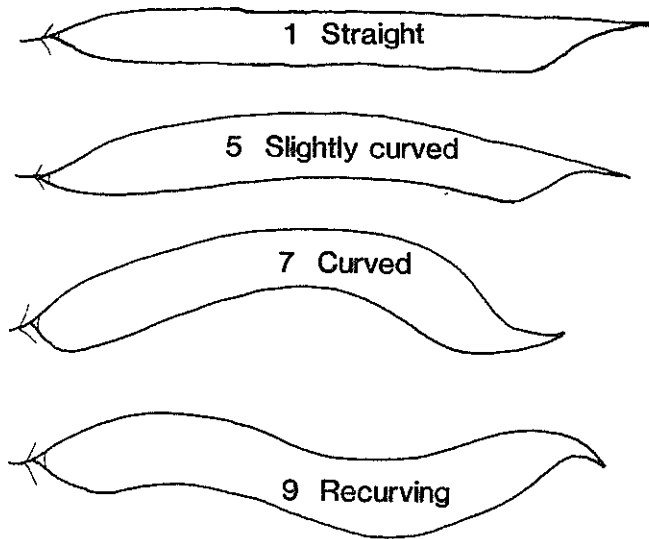


Figure 2. Pod curvature

4.2.10 Pod suture string

- 0 Stringless
- 3 Few strings
- 5 Moderately stringy
- 7 Very stringy

4.2.11 Pod colour at physiological maturity

	<u>Probable genotype</u>
1 Dark purple	P-V-Me-C-stst
2 Red	P-vv Me-C-stst
	P-vv memeC-stst
3 Pink	P-V-memeC-stst
4 Yellow	
5 Pale yellow with coloured mottling or stripes	
6 Persistent green	ffpp ---Y-Arg-Ace- P-T-cc--Y-Arg-Ace-

4.2.12 Pod wall fibre Probable genotype

See Figure 3

- 3 Strongly contracting (at dry maturity adhering around seed).
Fleshy type
- 5 Leathery podded (dry pods will not spontaneously open)
- 7 Excessive shattering (with strong twisting of dry pods).



3 Strongly contracting



5 Leathery podded



7 Excessive shattering

Figure 3. Pod wall fibre

4.2.13 Locules per pod

Number of locules from longest pod of
10 random normal plants

4.3 SEED

4.3.1 <u>Seed coat patterns</u>	<u>Latinized description</u>	<u>Probable genotype</u>
See Figure 4		
0 Absent		
1 Constant mottled	marmoratus	M -
2 Striped	striatus	St -
3 Rhomboid spotted	rhomboidius	Rho -
4 Speckled	punctatus	Res -
5 Circular mottling	circumdatus (In <u>P. coccineus</u> & <u>vulgaris</u> x <u>coccineus</u> (hybrid))	Cir -
6 Marginal colour pattern	marginatus	marmar(inTT)
7 Broad striped	zebrinus	zebzeb
8 Bicolor		tt EE Punc -
9 Spotted bicolor		tt EE punc punc
10 Pattern around hilum (face)		(all P-ttee) e.g. bipbip, etc.
11 Other (specify in the NOTES, descriptor 11)		

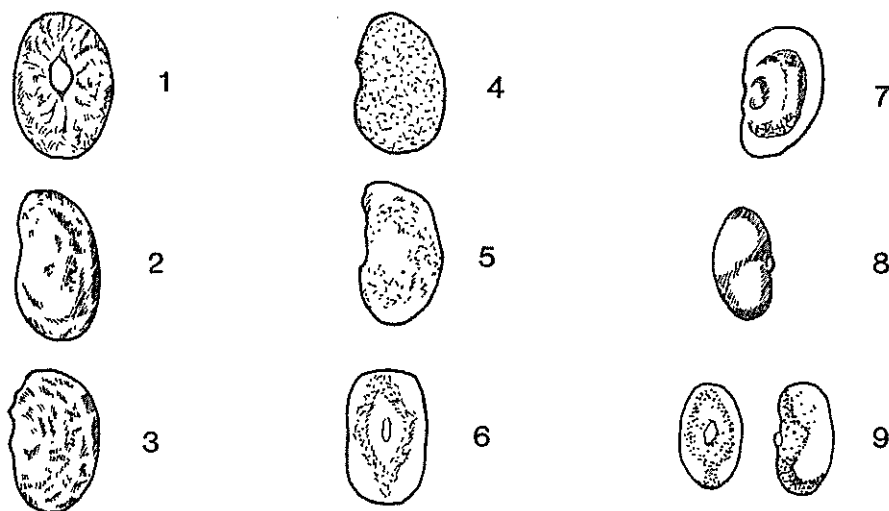


Figure 4. Seed coat patterns

4.3.2 <u>Seed coat darker colour</u> ^{1/}	<u>Probable genotype</u>	
	<u>Yellow-black series (all rK)</u>	<u>Green-red series (all rK)</u>
1 Black	C-G-B-V-J	GGBBVMe
2 Brown, pale to dark	C-GgB-V-	GGBBV-meme
3 Maroon		ggbBV-meme
4 Grey, brownish to greenish	C-G-bbV-jj	
5 Yellow to greenish yellow	C-ggbbvv J-	
6 Pale-cream to buff	ccggbbvv J-	
7 Pure white	pp-----	
8 Whitish	ccG-bbvvjj	
9 White, purple tinged	ccggbbV-jj	
10 Chlorophyll green	P-ccggbbvvjjChCh	
11 Green to olive		ggBBv-meme
12 Red		Ggbbvv
13 Pink		ggbvv
14 Purple		GgbbV-Me-
15 Other (specify in the NOTES, descriptor 11)		

4.3.3 Seed coat lighter colour ^{1/}

Choose from states of descriptor 4.3.2

4.3.4 Brilliance of seed

- 3 Matt
- 5 Medium
- 7 Shiny

^{1/} When both darker and lighter colours occur the paler is always genetically related to the darker colour by a difference in a single enzyme.

4.3.5 Seed shape

Taken from middle of pod (see Figure 5)

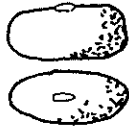
- 1 Round
- 2 Oval
- 3 Cuboid
- 4 Kidney shaped
- 5 Truncate fastigiata



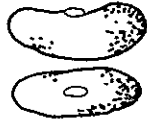
1 Round



2 Oval



3 Cuboid



4 Kidney shaped



5 Truncate fastigiata

Figure 5. Seed shape

FURTHER CHARACTERIZATION AND EVALUATION

5. SITE DATA

5.1 COUNTRY OF FURTHER CHARACTERIZATION AND EVALUATION

5.2 SITE (RESEARCH INSTITUTE)

5.3 NAME OF PERSON IN CHARGE OF EVALUATION

5.4 SOWING DATE

5.4.1 Day

5.4.2 Month

5.4.3 Year

5.5 FIRST HARVEST DATE

5.5.1 Day

5.5.2 Month

5.5.3 Year

5.6 LAST HARVEST DATE

5.6.1 Day

5.6.2 Month

5.6.3 Year

6. PLANT DATA

6.1 VEGETATIVE

6.1.1 Hypocotyl length

Average length in centimetres from 10 plants
measured when primary leaf is fully expanded

6.1.2 Hypocotyl pigmentation

Probable genotype

- 1 Purple
- 2 Green
- 3 Other (specify in the NOTES,
descriptor 11)

P-C-V-Me
P-C-vv

6.1.3 Emerging cotyledon colour

- 1 Purple
- 2 Red
- 3 Green
- 4 White
- 5 Very pale green
- 6 Other (specify in the NOTES,
descriptor 11)

P-C-V-Me--
P-C-V-meme
P-C-vv
pp - - 1h1h
pp - - 1h1h

6.1.4 Leaf colour of chlorophyll

- 3 Pale green
- 5 Medium green
- 7 Dark green

6.1.5 Leaf colour of anthocyanin

- 0 Absent
- + Present

6.1.6 Leaf shape

Of terminal leaflet of third trifoliate leaf

- 1 Triangular
- 2 Quadrangular
- 3 Round

6.1.7 Days to maturity

Number of days from emergence until 90% of pods
are mature

6.1.8 Leaf persistence

When 90% of pods in plot are dry

- 3 All leaves dropped
- 5 Intermediate
- 7 All leaves persistent

6.1.9 Plant height

Average, in centimetres, at maturity from 5 plants measured from cotyledon scar to tip of plant

6.1.10 Stem diameter

Measured in millimetres at maturity for plants at crop density

6.1.11 Lodging

- 3 Upright (all plants)
- 5 Intermediate
- 7 Lodged (all plants)

6.1.12 Node number at harvest

On main stem

6.2 INFLORESCENCE AND FRUIT

6.2.1 Flower bud size

Just before opening

- 3 Small
- 5 Medium
- 7 Large

6.2.2 Size of bracteole

- 3 Small
- 5 Medium
- 7 Large

6.2.3 Shape of bracteole

- 3 Lanceolate
- 5 Intermediate
- 7 Ovate

6.2.4 Bracteole/calyx length relation

Bracteole measured in relation to calyx

- 3 Shorter than or equal to
- 5 Up to 1/3 longer
- 7 Twice as long

6.2.5 Calyx/bracteole colour

- 1 Green
- 2 Pale violet
- 3 Dark purple
- 4 Other (specify in the NOTES, descriptor 11)

6.2.6 Wing opening

- 3 Parallel closed wings
- 5 Wings moderately diverging
- 7 Wings widely diverging

6.2.7 Style protrusion

Protrusion of style outside the top of the keel

- 0 Not protruding
- + Protruding

6.2.8 Racemes per plant

Average from 10 plants at crop density

6.2.9 Inflorescence length

Average, in millimetres, from 10 plants examining one inflorescence from each plant ^{1/}

6.2.10 Pedicel length

Average, in millimetres, of oldest flower from 10 plants examining one inflorescence from each plant ^{1/}

6.2.11 Duration of flowering

Number of days from first flowers in 50% of the plants to the stage when 50% of the plants have stopped flowering

^{1/} N.B. If determinate type count the terminal inflorescence, if indeterminate type examine from lateral inflorescence (3rd from apex).

6.2.12 Position of pods

- 1 Base
- 2 Centre
- 3 Top
- 4 Combination of 1, 2 and 3
- 5 Other (specify in the NOTES, dscriptor 11)

6.2.13 Pod width

Average width in millimetres of the largest fully expanded immature pods from 10 random normal plants

6.2.14 Pod beak length

Measured in millimetres from end of last loculus

6.2.15 Pod beak position

See Figure 6

- 1 Marginal
- 2 Non-marginal
- 3 Other (specify in the NOTES, descriptor 11)




Figure 6. Pod beak position

6.2.16 Pod beak orientation

See Figure 7

- 3 Upward (curving to dorsal side)
- 5 Straight
- 7 Downward (curving to ventral side)

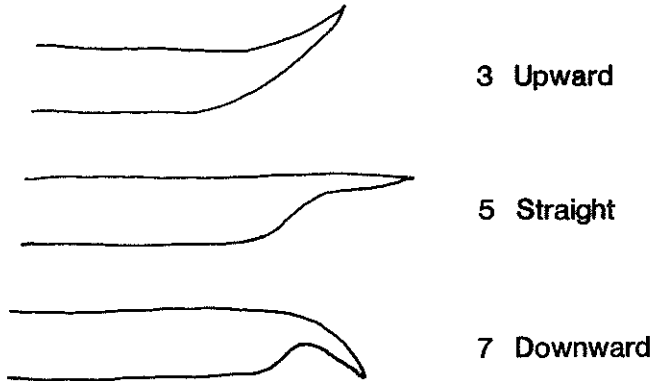


Figure 7. Pod beak orientation

6.2.17 Dry pod colour

		<u>Probable genotype</u>
		(2 loci model for 'v')
1	Dark purple	P V Me C stst
2	Carmine red	(P v Me C stst P v meme C stst
3	Purple stripe on green	P V Me C St
4	Carmine stripe on green	P V meme C St
5	Pale red stripe on green	P V meme C St
6	Dark pink (rose)	P V meme C ss
7	Normal green	pp-----Y Arg Ace <u>or</u> Ptt----Y Arg Ace <u>or</u> P Tcc--Y Arg Ace
8	Shiny green	As above for 'normal' green, but aceace
9	Dull green to silver grey	As above for 'normal' green, but argarg
10	Golden or deep yellow	As above for 'normal green, but yy Arg--

(Continued)

Probable genotype

- 11 Pale yellow to white As above for 'normal' green, but yy argarg
- 12 Other (specify in the NOTES, descriptor 11)

6.2.18 Pods per plant

Average from 10 plants at crop density

6.3 SEED

6.3.1 Seeds per pod

Average number of seeds from one pod selected from 10 plants

6.3.2 Apparent seed veining

- 0 Absent
+ Present

6.3.3 Seed weight

Weight of 100 seeds in milligrams to the first decimal place at a moisture content of 12-14%

6.3.4 Seed volume

Volume, in millimetres, of ethanol at 94% strength that is displaced by 100 seeds

6.3.5 Seed dimensions

Average, in millimetres, of 10 seeds from 10 plants

6.3.5.1 Length

Measured parallel to the hilum

6.3.5.2 Width

6.3.5.3 Height

Measured from hilum to opposite side

6.3.6 Percentage seed protein

6.3.7 Percentage seed protein of a check variety

E.g. Black Turtle Soup

6.3.7.1 Percentage

6.3.7.2 Name of check variety

7. STRESS SUSCEPTIBILITY

These reactions are coded on a 1-9 scale, where:

3 Low susceptibility
5 Medium susceptibility
7 High susceptibility

7.1 LOW TEMPERATURE

7.2 HIGH TEMPERATURE

7.3 DROUGHT

7.4 HIGH HUMIDITY

7.5 SALINITY

7.6 SOIL ACIDITY (LOW AVAILABLE PHOSPHOROUS LEVEL)

8. PEST AND DISEASE SUSCEPTIBILITY

These reactions are coded on a 1-9 scale as in Section 7.

In each case, it is important to state the origin of the infection or infestation, i.e. natural, field inoculation, laboratory test (specify). Record such information in the NOTES descriptor, 11

8.1 PESTS	<u>Vernacular name</u>
8.1.1 <u>Acanthoscelides obtectus</u> (Say)	Bruchids
8.1.2 <u>Apion godmani</u>	Bean pod weevil
8.1.3 <u>Aphis</u> spp.	Aphids
8.1.4 <u>Bemisia tabaci</u> (Genn.)	Whitefly
8.1.5 <u>Caliothrips braziliensis</u>	Thrips
8.1.6 <u>Cerotoma</u> spp.	Leaf-feeding insects

	<u>Vernacular name</u>
8.1.7 <u>Diabrotica</u> spp.	Leaf-feeding insects
8.1.8 <u>Empoasca kraemeri</u>	Leafhopper
8.1.9 <u>Heliothis</u> spp.	Pod borer
8.1.10 <u>Maruca testulalis</u> (Gey.)	Pod borer
8.1.11 <u>Zabrotes subfasciatus</u>	Bruchids
8.1.12 <u>Epinotia</u> spp.	
8.1.13 <u>Hedilepta indicata</u>	
8.1.14 <u>Meloidogyne</u> spp.	
8.1.15 <u>Pratylenchus</u> spp.	
8.1.16 <u>Polyphagot arsonemus latus</u>	Tarsonomid mites
8.1.17 <u>Tetranychus</u> spp.	Spider mites
8.1.18 <u>Slugs</u>	
8.2 FUNGI	
8.2.1 <u>Alternaria</u> spp.	Alternaria leaf and pod spot
8.2.2 <u>Ascochyta</u> spp.	Ascochyta leaf spot
8.2.3 <u>Botrytis cinerea</u> Pers. ex Fr.	Grey mould
8.2.4 <u>Cercospora</u> spp.	Cercospora leaf spot
8.2.5 <u>Colletotrichum lindemethianum</u>	Anthracnose
8.2.6 <u>Diaporthe</u> spp.	Diaporthe pod blight
8.2.7 <u>Erysiphe polygoni</u> DC ex Merat.	Powdery mildew
8.2.8 <u>Fusarium</u> spp.	Root rot
8.2.9 <u>Macrophomina phaseoli</u> (Maubl.)	Ashy stem blight
8.2.10 <u>Phoosisariopsis griseola</u> (Ferraris)	Angular leaf spot
8.2.11 <u>Phytophthora phaseoli</u> (Thaxter)	Downy mildew
8.2.12 <u>Pseudocercospora albida</u> (Matta & Balliard)	White leaf spot
8.2.13 <u>Pythium</u> spp.	Root rot
8.2.14 <u>Rhizoctonia</u> spp.	Root rot
8.2.15 <u>Sclerotinia sclerotiorum</u> (Lib.) de Bary	White mould

	<u>Vernacular name</u>
8.2.16 <u>Thanatephorus cucumeris</u> (Frank) Dark	Web blight
8.2.17 <u>Uromyces phaeoli</u> (Pers.) Winter	Rust
8.3 BACTERIA	
8.3.1 <u>Corynebacterium flaccumfaciens</u> (Hedges) Dowson	Bacterial wilt
8.3.2 <u>Pseudomonas phaseolicola</u>	Halo blight
8.3.3 <u>Pseudomonas syringae</u> van Hall	Bacterial brown spot:
8.3.4 <u>Pseudomonas tabaci</u> (Wolf & Foster) Stevens	Wildfire
8.3.5 <u>Xanthomonas phaseoli</u> (E.F. Sm.) Dowson	Bacterial blight
8.4 VIRUS AND MICOPLASMA	
8.4.1 <u>Alfalfa mosaic virus</u>	
8.4.2 <u>Bean chlorotic mottle virus</u>	
8.4.3 <u>Bean common mosaic virus</u>	
8.4.4 <u>Bean curly dwarf mosaic virus</u>	
8.4.5 <u>Bean golden mosaic virus</u>	
8.4.6 <u>Bean rugose mosaic virus</u>	
8.4.7 <u>Bean southern mosaic virus</u>	
8.4.8 <u>Bean summer death</u>	
8.4.9 <u>Bean yellow mosaic virus</u>	
8.4.10 <u>Bean yellow stipple virus</u>	
8.4.11 <u>Cucumber mosaic virus</u>	
8.4.12 <u>Curly top virus</u>	
8.4.13 <u>Euphorbia mosaic virus</u>	
8.4.14 <u>Mycoplasma diseases</u>	
8.4.15 <u>Red node (tobacco streak virus)</u>	
8.4.16 <u>Rhynchosia mosaic virus</u>	
8.4.17 <u>Tomato spotted wilt virus</u>	

9. ALLOENZYME COMPOSITION

This may prove to be a useful tool for identifying duplicate accessions.

10. CYTOLOGICAL CHARACTERS AND OTHER IDENTIFIED GENES

11. NOTES

Give additional information where descriptor state is noted as 'Other' as, for example, in descriptors 2.10, 4.3.1, etc. Also include here any further relevant information, e.g. on the origin of infestation scored in Section 8.

GROP EXPERTS CONSULTED BY THE IBPGR SECRETARIAT
IN THE COMPILATION OF THE FINAL LIST

Dr. H. Bannerot
Station de Génétique et
d'Amélioration des Plantes
Centre National de Recherches
Agronomiques
Etoile de Choisy
Route de Saint-Cyr
78000 Versailles
France

Dr. F. Bliss
Professor
Dept. of Horticulture
University of Wisconsin
1575 Linden Drive
Madison, Wisconsin 53706
USA

Dr. F. Cárdenas-Ramos
National Coordinator of the
Genetic Resources Programme
Instituto Nacional de Inves-
tigaciones Agrícolas
Arcos de Belém 79
Mexico 1, D.F.
Mexico

Dr. A. Cerrate
Universidad Nacional Agraria
La Molina
Apartado 456
Lima
Peru

Dr. Alice M. Evans (deceased)
Department of Applied Biology
University of Cambridge
Pembroke Street
Cambridge CB2 3DX
UK

Dr. J.A. Laborde
Instituto Nacional de Inves-
tigaciones Agrícolas
Apartado Postal 112
Celaya, Gto
Mexico

Dr. C.L.A. Leakey
The Close
15 Cambridge Road
Girton
Cambridge CB3 0PN
U.K.

Dr. A. Macias
Instituto Nacional de Inves-
tigaciones Agrícolas
Arcos de Belén 79,
80 piso
Mexico 1, D.F.
Mexico

Prof. R.J. Maréchal
Faculté des Sciences Agronomiques
de l'Etat
5800 Gembloux
Belgium

Dr. L. Song
Head, Genetic Resources Unit
Centro Internacional de Agri-
cultura Tropical
Apartado Aereo 6713
Calí
Colombia

Dr. C. Vieira
Professor of Agronomy
Departamento de Fitotecnia
Escola Superior de Agricultura
Universidade Federal de Viçosa
36.570 Viçosa
Minas Gerais
Brazil

APPENDIX II

The following combination of standard and wing colours have the probable genotype given.

<u>Phenotypic Description</u>	<u>Probable genotype</u>
Banner and wings white or greenish usually yellowing during the day of opening	ppTRk, PttRk or PTrkrk----
Banner white or greenish, pale red to red veins in wings	PttCrkrk v st vv stst
Banner white, wings red to mauve veined	PTCrkrkvv---- Saeq aeq st st St aeq aeq
Banner lilac, wings strongly veined red to mauve	PTCrkrkVmeme(stst)
Banner and wings both reddish to mauve	PTCrkVmeme(stst)
Banner + white with lilac outer edge, wings lilac to mauve veined	PTCrkrkvv--- (St, aeq aeq or St)
Banner lilac with darker mauve outer edge, wings lilac to mauve veined	PTCrkrkVmemeSt
Banner white with reddish purple border, wings white	PTCrkvv----St
Banner lilac to mauve with darker outer margin. Wings lilac to mauve	PTCrkVVmemeSt
Dark mauve to purple magenta banner and wings, deep brownish purple in proximal half of banner	PTCrkVMe
Banner carmine red, wings white	P?TCrkrkVmeme ?M ?stst
Banner dark bluish purple, wings rose to mauve	PTCrkrkVMe ?m ?stst

APPENDIX II
(Continued)

<u>Phenotypic Description</u>	<u>Probable genotype</u>
Banner and wings both deep mauve and purple	PTGRkVMe stst
Begonia red flowers (<u>P. coccineus</u> or species hybrid only)	PTC-----Beg
Mottled or striped in <u>P. coccineus</u> or	?
Banner strongly green, wings white	pp----argarg (or lhlh)
Other (specify)	